HAJIR HIDAJI

# ARCHITECTURE PORTFOLIO

## SELECTED RESIDENTIAL WORK

REVIT MODELLING · SHEET SETS · CONSTRUCTION DOCUMENTATION

CALGARY, CANADA

2026

PROFILE / CURRICULUM VITAE

# HAJIR HIDAJI

Architectural Technologist | Architectural Designer

---

## PROFILE

Architectural technologist and designer with seven years of international experience in architectural design and construction. I use freehand sketching to explore spatial relationships and develop design ideas. I prepare permit and construction drawings in Revit and AutoCAD and coordinate with engineers and contractors on site.

## EDUCATION

### Master's Degree in Architecture

Azad University | 2020

Scholarship Recipient

## CONTACT

Calgary, Canada

hajir.design | hajirhidaji@gmail.com

368-992-4231

linkedin.com/in/hajir-hidaji

## EXPERIENCE

### Architectonic Program

FarMor Architecture Inc. | Calgary, AB | Completed 2026

Construction documentation in Revit for multi-unit wood-frame residential buildings.

### Freelance Residential Designer | Hajir Design

### Architectural Designer & Concept Artist (Contract)

NIAD Office | 2021 - 2023

### Architectural Designer & Concept Artist (Part-time)

NES Office | 2018 - 2021

## CORE SKILLS

Residential design / Space planning

Facade & material studies / Technical documentation

Permit drawings / NBC 2023 (Alberta Edition)

## TOOLS & VISUALIZATION

AutoCAD / Revit / Twinmotion

3ds Max / Procreate

Revit: full project modelling, sheet setup, schedules, wall types and detailing

Hand sketching / 3D rendering / Client presentation

CONTENTS

# SELECTED RESIDENTIAL WORK


01 **SOUTHPARK COVE** 03–13

66-Unit Apartment Building | Stony Plain, Alberta

02 **THE BRICK RESIDENCE** 14–20

Single-Family Residence | Rocky View County, Alberta

03 **TWIN HOUSES** 21–26

Two Detached Houses | Sari


**PRODUCTION NOTE**

All models, drawing sheets, schedules and details in this portfolio were produced entirely by Hajir Hidaji in Autodesk Revit, from base model to sheet set.
Southpark Cove and The Brick Residence: original building designs by others. Twin Houses: designed by Hajir Hidaji.
Renders enhanced with AI from the Revit models.

# SOUTHPARK COVE

66-UNIT APARTMENT BUILDING

STONY PLAIN, ALBERTA

**HAJIR HIDAJI**



**SOUTHPARK COVE**
66-UNIT APARTMENT BUILDING
Stony Plain, Alberta, Canada

**PROJECT OVERVIEW**
An independent Revit modelling and documentation study of an existing four-storey, 66-unit residential building. The work focuses on translating reference drawings into a coordinated architectural model and producing floor plans, elevations, sections, schedules, and selected construction details.

**PROJECT TYPE**
Multi-Family Residential · Independent Practice Project
**MY ROLE**
Revit Modelling · Architectural Documentation · Visualization
**BUILDING SYSTEM**
Four-Storey Wood-Frame Construction
**SOFTWARE**
Autodesk Revit
**CREDIT**
Original building design by others. Revit model and documentation study by Hajir Hidaji.



SITE CONTEXT VIEW



BUILDING EXTERIOR PERSPECTIVE

**04 PROJECT OVERVIEW**

**05 SITE PLAN & SITE DETAILS**

**06 MAIN FLOOR PLAN & WALL TYPES**

**07 BASEMENT PLAN & WALL DETAILS**

**08 TYPICAL FLOOR PLAN & SITE DETAILS**

**09 BUILDING ELEVATIONS**

**10 BUILDING SECTIONS & CONSTRUCTION DETAILS**

**11 BUILDING SECTIONS & STAIR DETAILS**

**12 TYPICAL SUITE PLANS**

**13 SCHEDULE AND TYPICAL DETAILS**

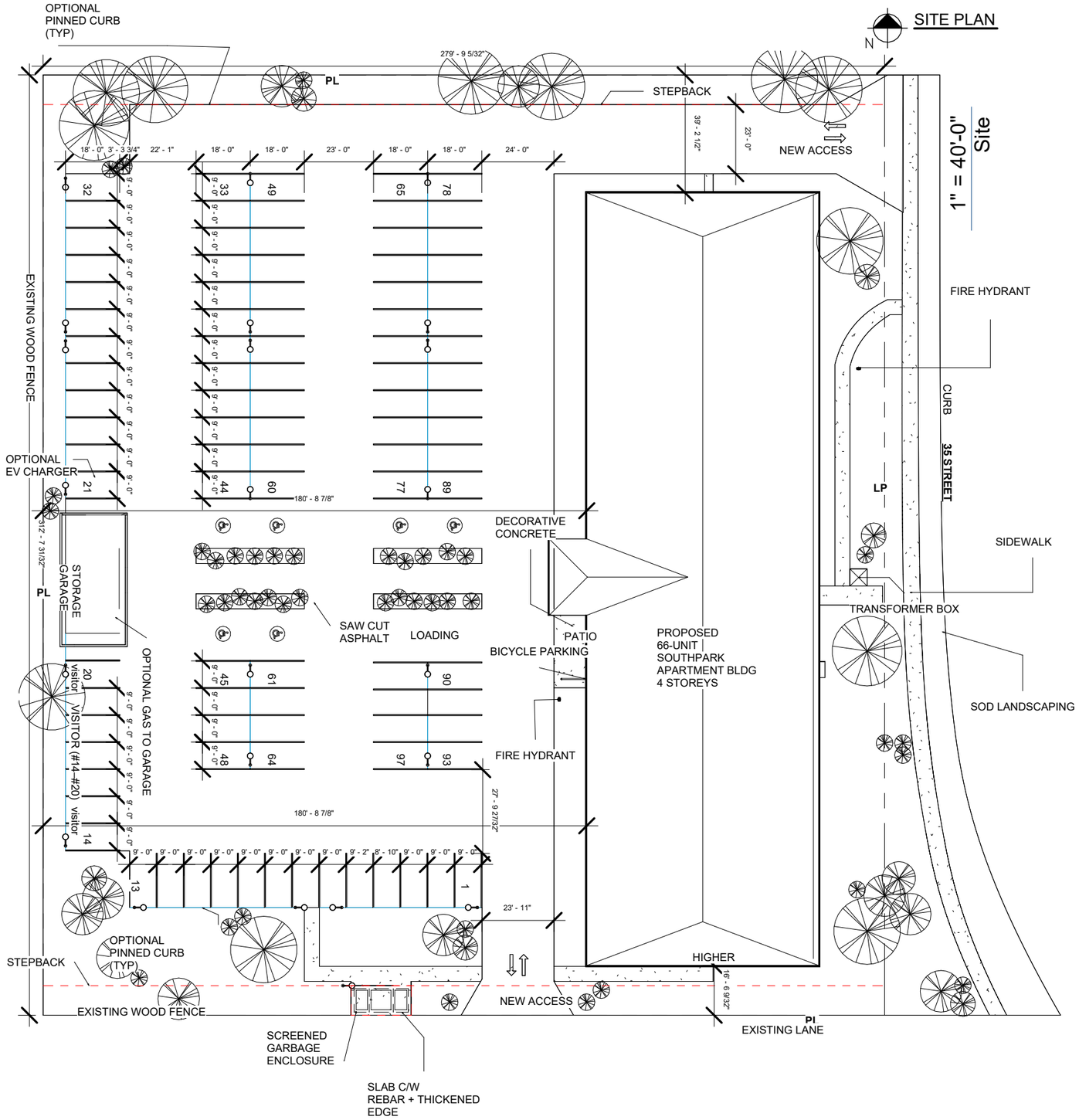


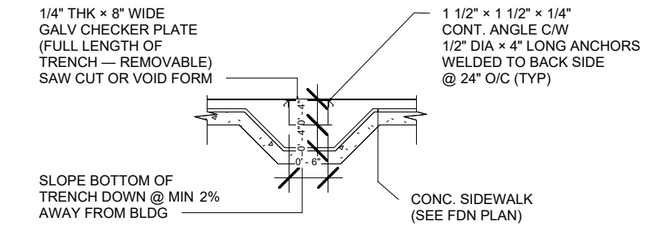


**SIDEWALK DRAIN TRENCH (IF REQUIRED)**

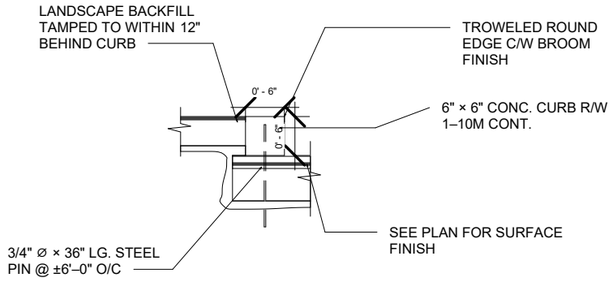


**PINNED CONCRETE CURB (OPTIONAL)**

## SITE DETAIL
1/2" = 1'-0"

### UNIT MIX
3 Studio Units
47 One-Bedroom Units
16 Two-Bedroom Units

### SITE PROVISION
Parking: 103 Stalls
— 90 Regular
— 7 Visitor
— 6 Accessible
Bicycle Parking: 8 Spaces
Loading: 1 Space
Landscaped Area: 2,078 m² — 25.31%
Communal Amenity Space: 161 m²

### PROJECT DATA
Location: 4406 Southpark Drive, Stony Plain, Alberta
Project Year: 2023
Site Area: 8,207 m²
Building Footprint: 1,725 m²
Site Coverage: 21.02%
Storeys: 4
Residential Units: 66

SITE PLAN

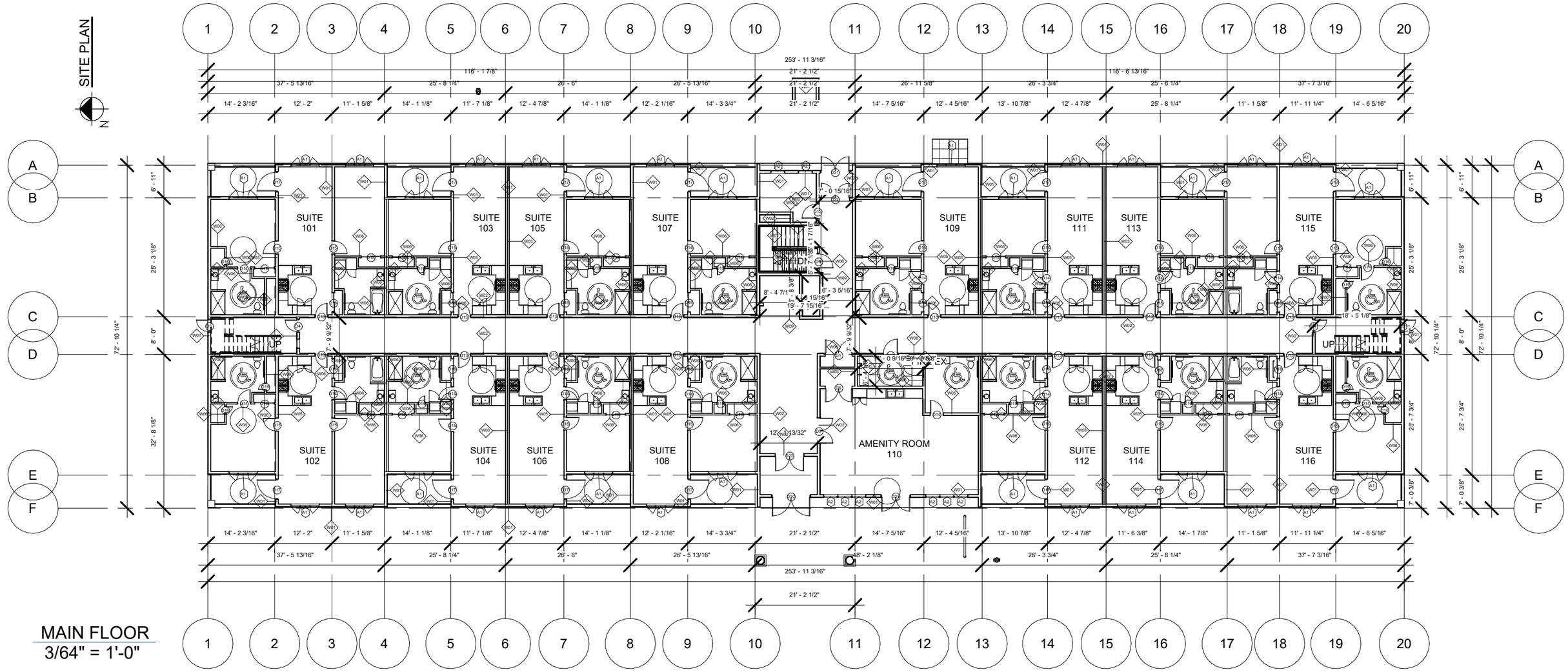


MAIN FLOOR
3/64" = 1'-0"

**WALL CONST'N SCHEDULE**

**W01**
VINYL SIDING
TYVEK AIR BARRIER
3/8" SHEATHING
2x6 STUDS @16" O/C
R20 BATT INSULATION
6 MIL POLY VAPOUR BARRIER
5/8" TYPE 'X' G.W.B
INTERIOR FINISH
(1 HR RATED LOAD-BEARING)
(SEE ELEV'NS & DETAILS FOR EXTENTS OF COLOURS)

**W02**
INTERIOR FINISH
5/8" TYPE 'X' G.W.B (CORR/PUBLIC SIDE)
5/8" STANDARD G.W.B
RESILIENT CHANNELS @16" O/C
2x6 STUDS @16" O/C
5½" ACOUSTIC BATT INSULATION
5/8" TYPE 'X' G.W.B
INTERIOR FINISH
(1 HR RATED LOAD-BEARING AND/OR
1 HR RATED FIRE SEPARATION)
(S.T.C. RATING - 51)

**W03**
INTERIOR FINISH
5/8" TYPE 'X' G.W.B
1/2" PLYWOOD SHEATHING
2x4 STUDS @16" O/C
3½" ACOUSTIC BATT INSULATION
1" AIR SPACE
2x4 STUDS @16" O/C
3½" ACOUSTIC BATT INSULATION
5/8" TYPE 'X' G.W.B
INTERIOR FINISH
(SHEAR WALL CONST'N - SEE FRAMING PLAN)
(1 HR RATED LOAD-BEARING AND/OR
1 HR RATED FIRE SEPARATION)
(S.T.C. RATING - 57)

**W04**
INTERIOR FINISH
5/8" TYPE 'X' G.W.B
2x4 STUDS @16" O/C
3½" ACOUSTIC BATT INSULATION
1" AIR SPACE
2x4 STUDS @16" O/C
3½" ACOUSTIC BATT INSULATION
5/8" TYPE 'X' G.W.B
INTERIOR FINISH
(1 HR RATED LOAD-BEARING AND/OR
1 HR RATED FIRE SEPARATION)
(S.T.C. RATING - 57)

**W05**
INTERIOR FINISH
5/8" TYPE 'X' G.W.B
2x6 STUDS @16" O/C
5/8" TYPE 'X' G.W.B
INTERIOR FINISH
(1 HR RATED LOAD-BEARING)
(FUR-OUT AS NECESSARY)

**W06**
INTERIOR FINISH
1/2" G.W.B
2x4 STUDS @16" O/C
1/2" G.W.B
INTERIOR FINISH

**W07**
INTERIOR FINISH
1/2" G.W.B
2x6 STUDS @16" O/C
1/2" G.W.B
INTERIOR FINISH

**W08**
INTERIOR FINISH
5/8" TYPE 'X' G.W.B
2x4 STUDS @16" O/C
5/8" TYPE 'X' G.W.B
INTERIOR FINISH
(1 HR RATED LOAD-BEARING AND/OR
1 HR RATED FIRE SEPARATION)

**W09**
INTERIOR FINISH
5/8" TYPE 'X' G.W.B
5/8" STANDARD G.W.B
5/8" HORIZ. METAL CHANNELS @24" O/C
2x6 STUDS @16" O/C
5½" SOUND BATT INSUL'N
5/8" SHEATHING (ELEV. SHAFT SIDE)
5/8" TYPE 'X' G.W.B
INTERIOR FINISH
(1 HR RATED LOAD-BEARING AND/OR
1 HR RATED FIRE SEPARATION)
(S.T.C. RATING - 55)

**W10**
BITUMINOUS DAMPPROOFING
8" CONCRETE FOUNDATION WALL
15# FELT PAPER
2x4 STUDS @24" O/C
3/4" PLYWOOD
FIRE-RESISTANT PAINT
(FUR-OUT AS NECESSARY)

**W11**
BITUMINOUS DAMPPROOFING
8" CONCRETE FOUNDATION WALL
2x4 STUDS @24" O/C
3½" FIBERGLASS INSULATION
6 MIL POLY VAPOUR BARRIER
1/2" REGULAR G.W.B
(FUR-OUT AS NECESSARY)

**W12**
INTERIOR FINISH (SUITE SIDE)
5/8" TYPE 'X' G.W.B
2x6 STUDS @16" O/C
5½" ACOUSTIC BATT INSULATION
RESILIENT CHANNELS @16" O/C
2 LAYERS OF 5/8" TYPE 'X' G.W.B
INTERIOR FINISH (STAIR SIDE)
(1 HR RATED LOAD-BEARING AND/OR
1 HR RATED FIRE SEPARATION)
(S.T.C. RATING - 50 MIN.)

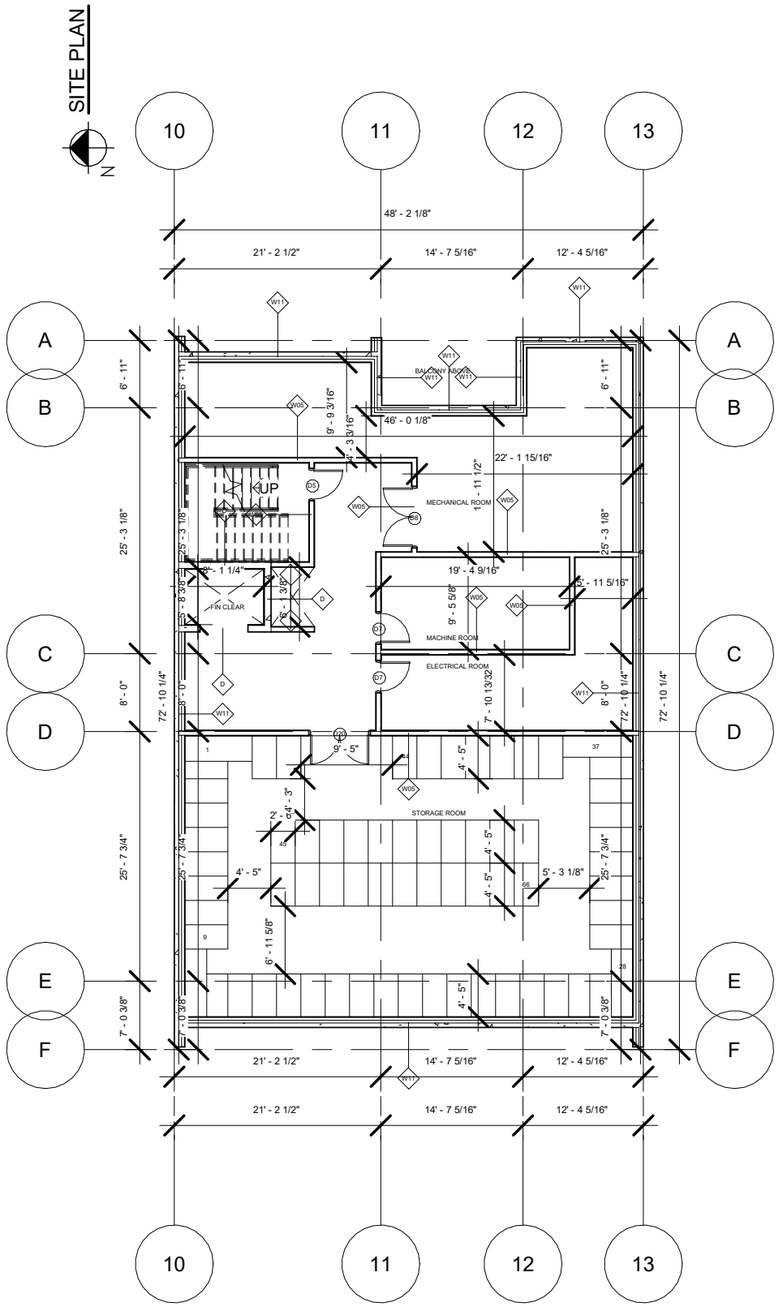


BASEMENT PLAN
1/16" = 1'-0"

**WALL ASSEMBLY DESCRIPTION**

WALL TYPES W 01–W 12 ILLUSTRATE THE PROPOSED EXTERIOR, INTERIOR, ACOUSTIC, SHAFT, AND FOUNDATION WALL ASSEMBLIES. EACH DETAIL IDENTIFIES THE PRIMARY MATERIAL LAYERS, FRAMING COMPONENTS, INSULATION, SHEATHING, AND FINISHES WHERE APPLICABLE.

REFER TO INDIVIDUAL WALL DETAILS FOR SPECIFIC MATERIALS, DIMENSIONS, AND INSTALLATION REQUIREMENTS.




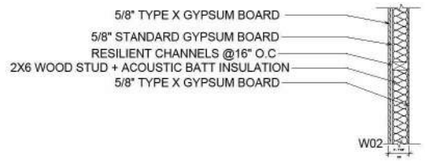





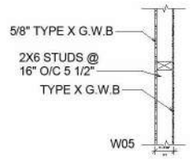


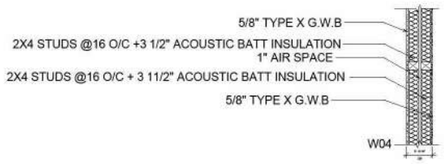


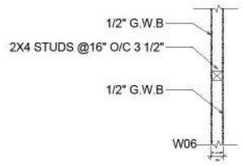


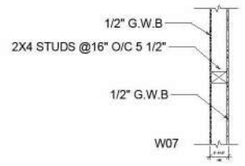


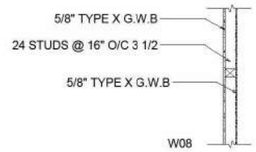


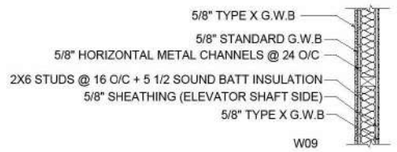





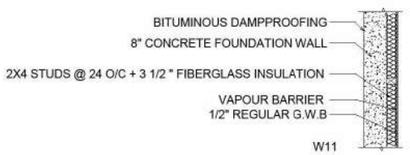


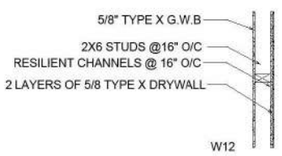

SITE PLAN

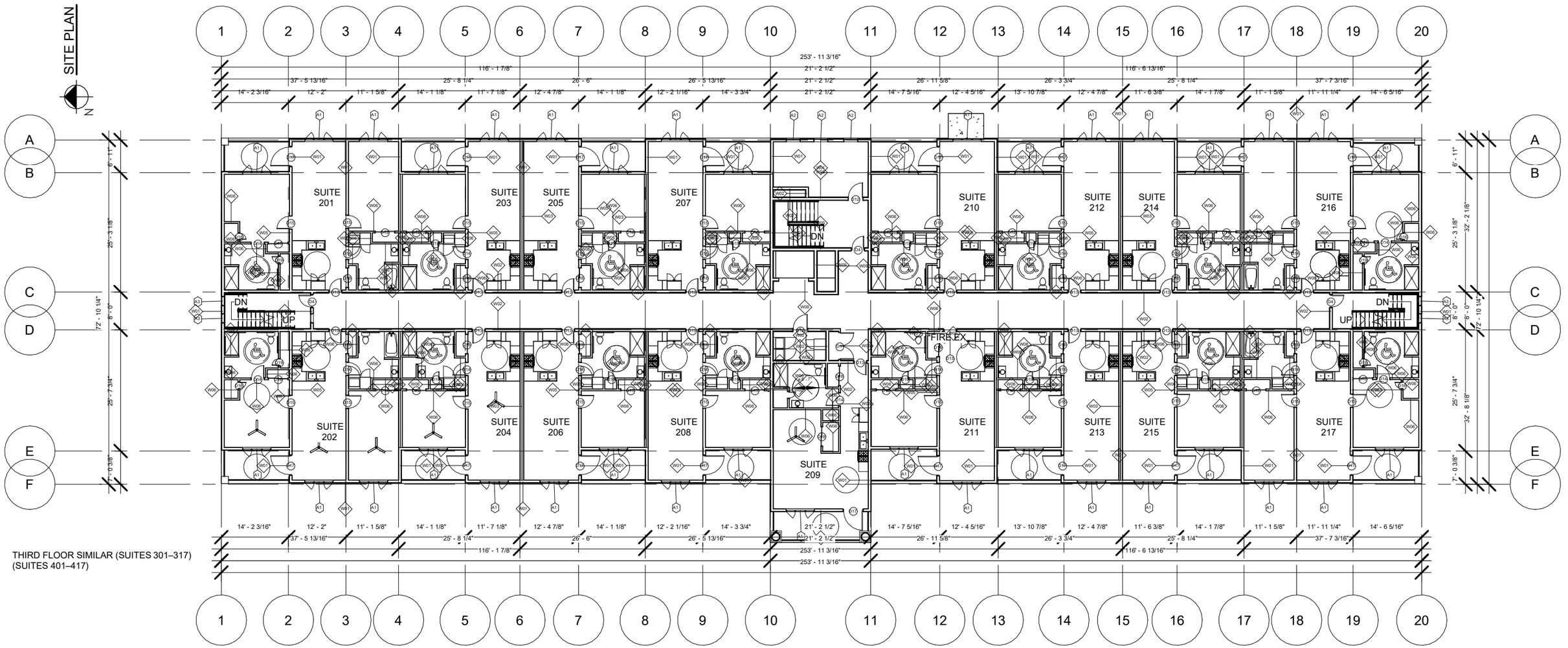


THIRD FLOOR SIMILAR (SUITES 301–317)
(SUITES 401–417)

## SECOND FLOOR
3/64" = 1'-0"

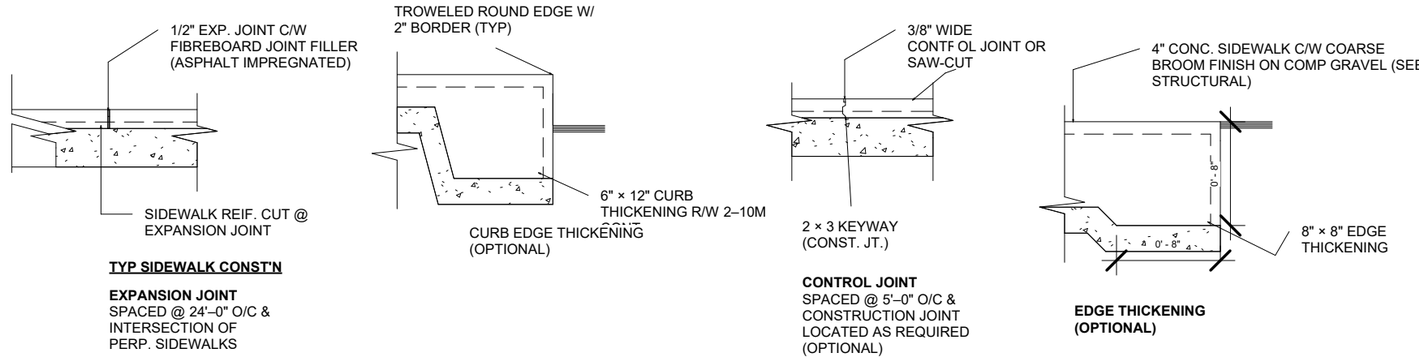


## SITE CONSTRUCTION DETAILS
1" = 1'-0"

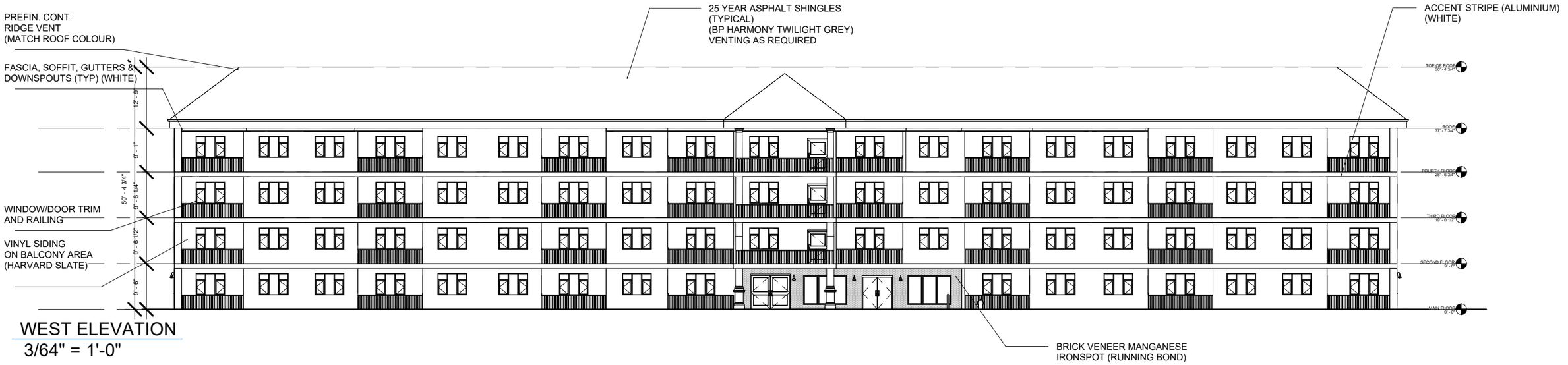


WEST ELEVATION
3/64" = 1'-0"

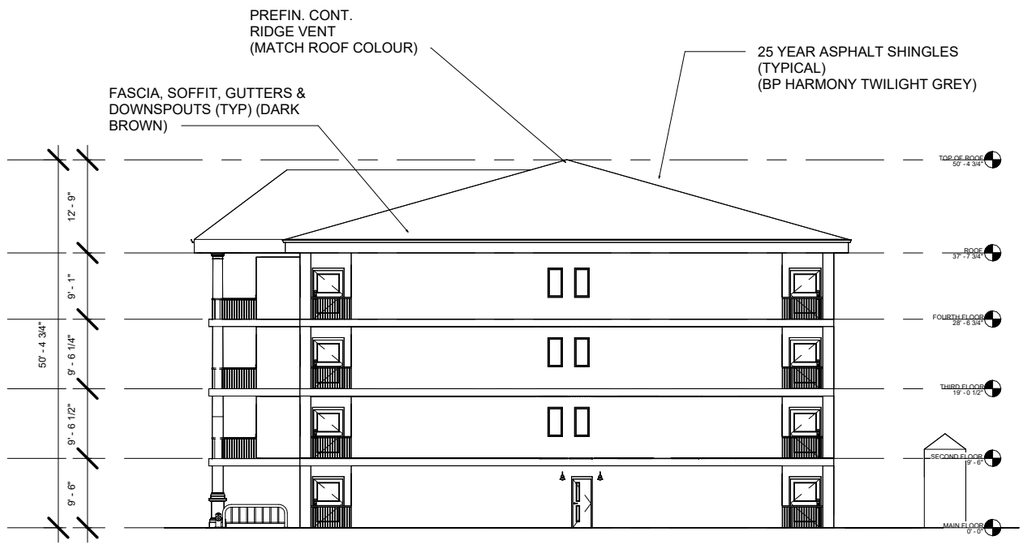


SOUTH ELEVATION
3/64" = 1'-0"

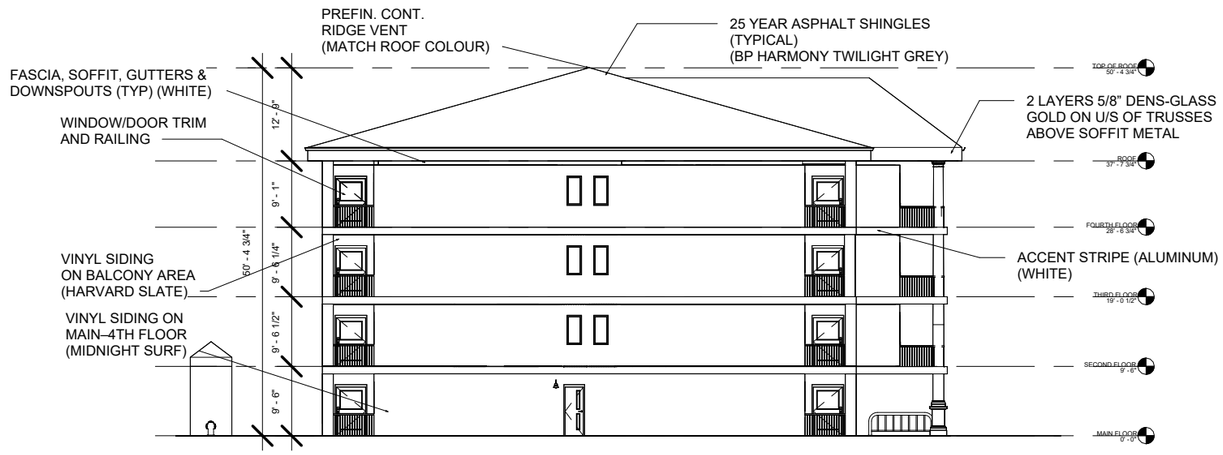


NORTH ELEVATION
3/64" = 1'-0"

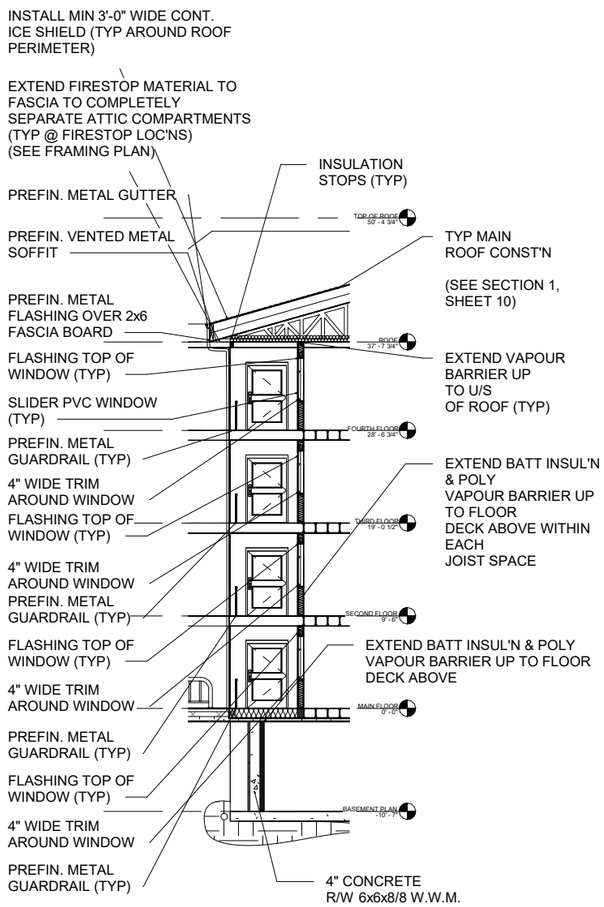


## WALL SECTION 2
1/16" = 1'-0"

## SECTION 1
1/16" = 1'-0"

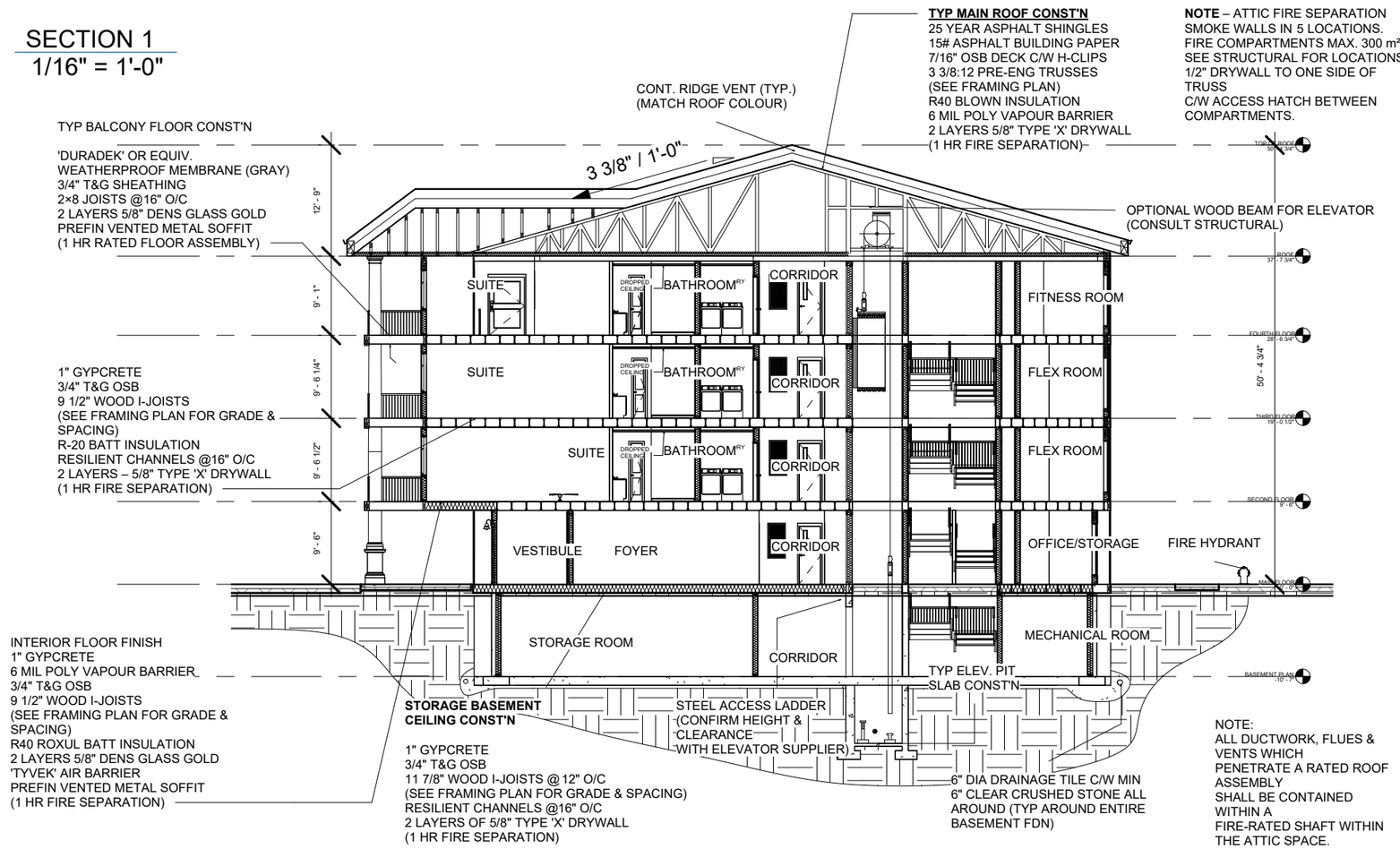


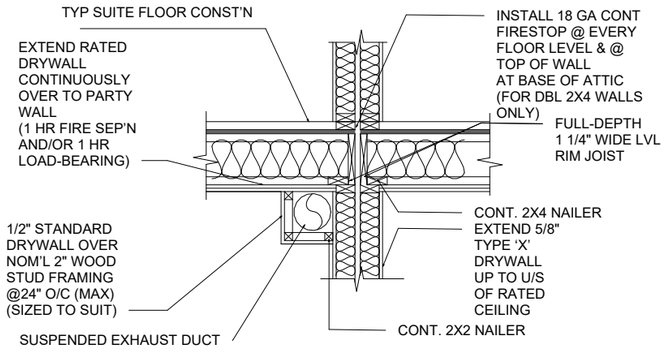


TYP NON-RATED DUCT BULKHEAD

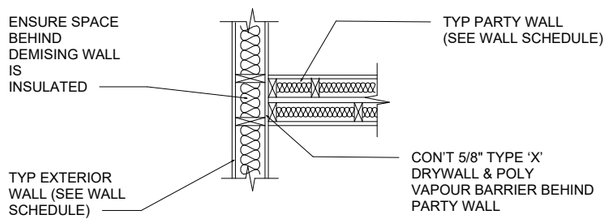


TYP EXTERIOR WALL @ PARTY WALL

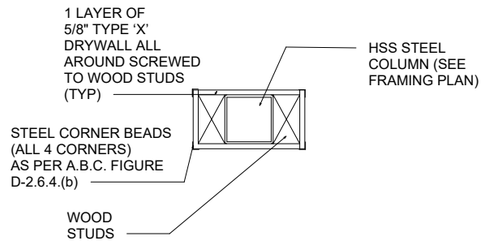


TYP FIRE PROTECTION STEEL COLNS

## CONSTRUCTION DETAILS
6" = 1'-0"

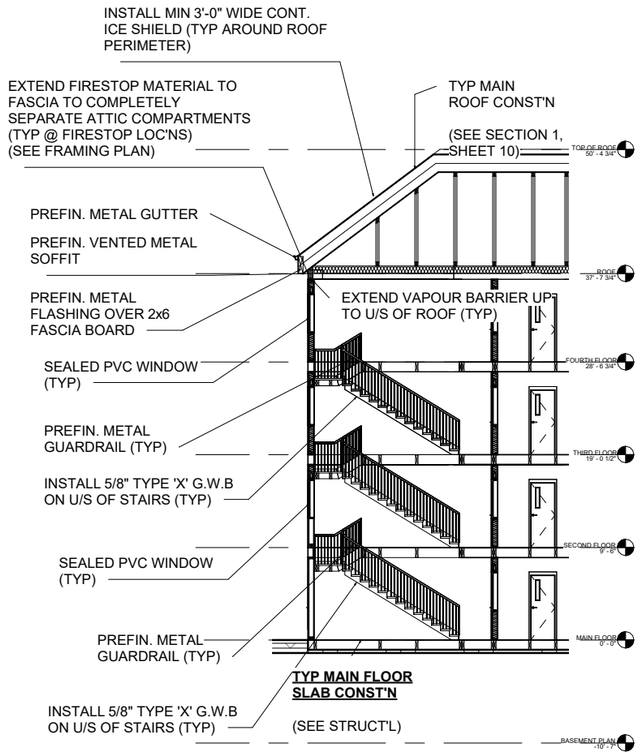


WALL SECTION 3
1/16" = 1'-0"

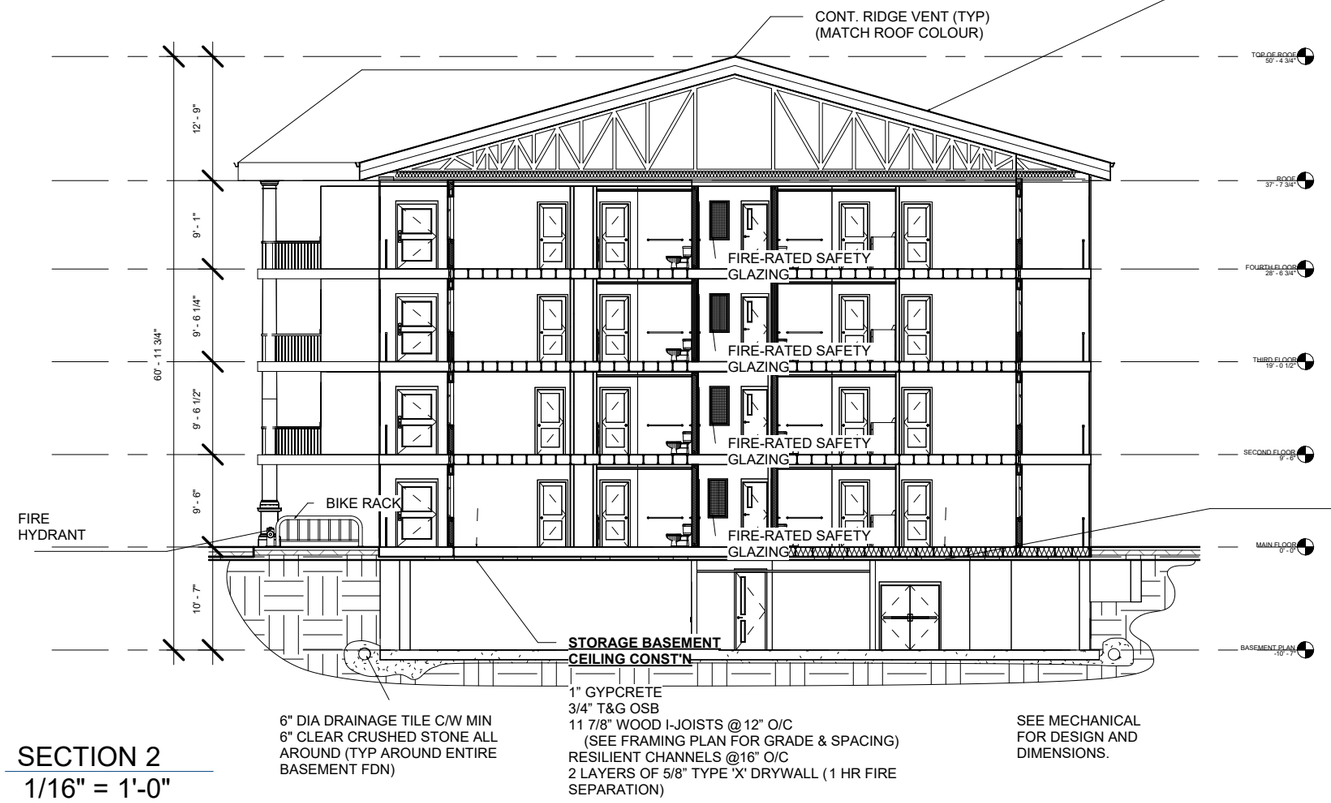


SECTION 2
1/16" = 1'-0"

DETAILS
6" = 1'-0"

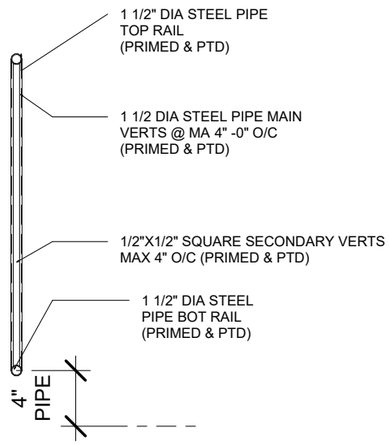


TYP PUBLIC GUARDRAIL SECTION

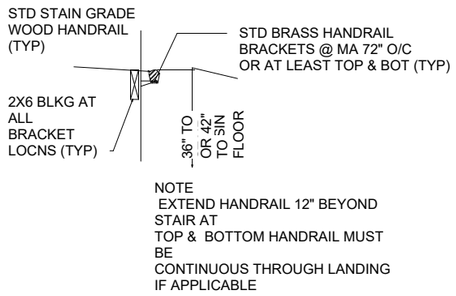


TYP WOOD HANDRAIL SECTION

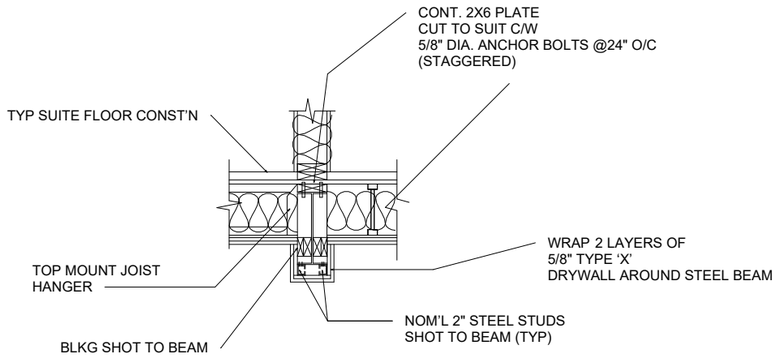


TYP FIRE PROTECTION OF STEEL BEAM

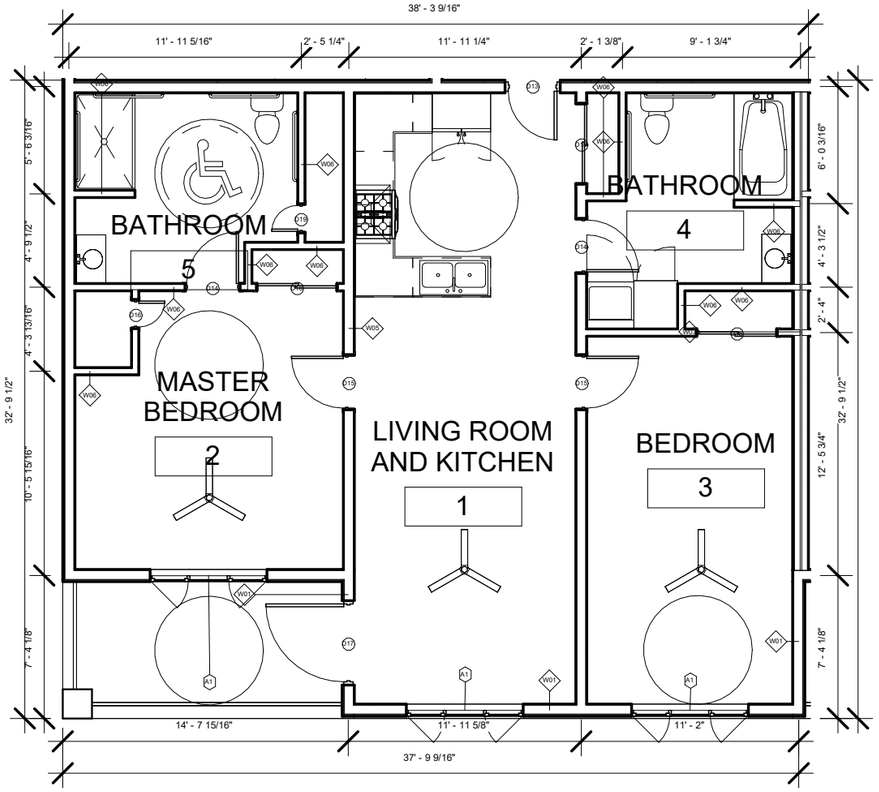


UNIT TYPE 1 — 2-BEDROOM
1/8" = 1'-0"

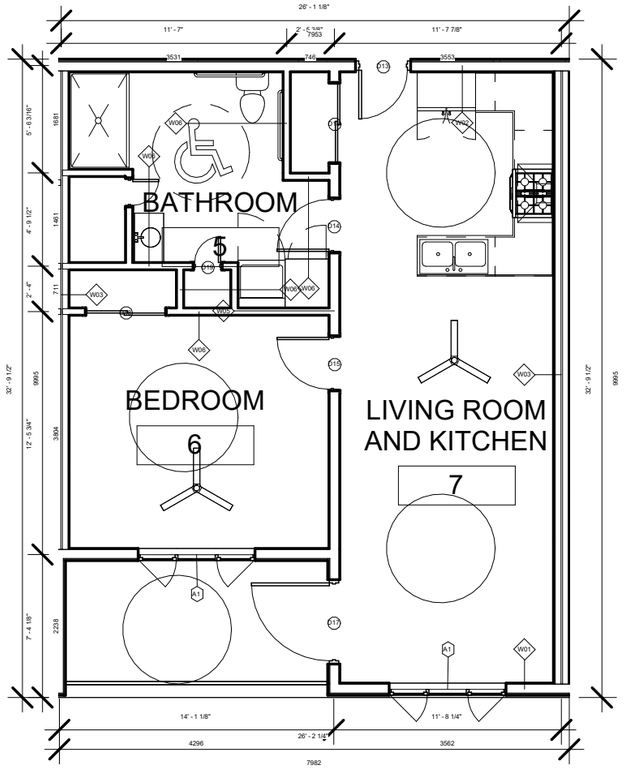


UNIT TYPE 2 — 1-BEDROOM
1/8" = 1'-0"

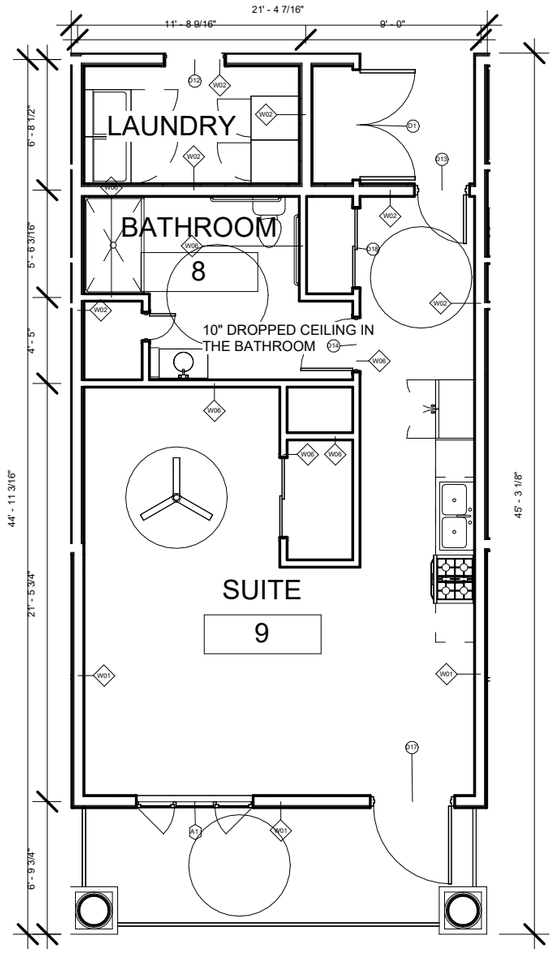


UNIT TYPE 3 — STUDIO
1/8" = 1'-0"

| Door Schedule | | | | | |
|---|---|---|---|---|---|
| Type | Mark | Count | Width | Height | FIRE RATING MIN |
| AMENITY ROOM | D1 | 4 | 5' - 8" | 6' - 8" | 45 MIN |
| BACK DOOR | D2 | 1 | 3' - 6" | 6' - 8" | |
| BACK DOOR | D3 | 2 | 2' - 6" | 6' - 8" | |
| BACK VESTIBULE | D4 | 11 | 2' - 6" | 6' - 8" | |
| BSMT STAIR | D5 | 2 | 3' - 0" | 8' - 0" | 45 MIN |
| DOUBLE DRS | D6 | 1 | 5' - 8" | 6' - 8" | |
| ELEC | D7 | 2 | 3' - 0" | 8' - 0" | 45 MIN |
| ELEC & CAT5 BOX | D8 | 1 | 6' - 0" | 6' - 8" | 45 MIN |
| FLEX/FITNESS | D9 | 1 | 5' - 4" | 6' - 8" | 45 MIN |
| FRONT ENTRY | D10 | 1 | 8' - 0" | 7' - 0" | |
| GARAGE OVERHEAD DOOR | D11 | 2 | 16' - 0" | 7' - 0" | |
| LAUNDRY ROOM | D12 | 8 | 3' - 0" | 6' - 8" | 45 MIN |
| S1 ENTRY | D13 | 66 | 2' - 6" | 6' - 8" | 20 MIN |
| S2 BATHROOM | D14 | 79 | 2' - 8" | 6' - 8" | |
| S3 BEDROOM | D15 | 79 | 2' - 8" | 6' - 8" | |
| S4 PANTRY | D16 | 16 | 1' - 4" | 6' - 8" | 45 MIN |
| S5 BALCONY | D17 | 70 | 4' - 0" | 6' - 8" | |
| S5 CLOSET | D18 | 152 | 4' - 0" | 6' - 8" | |
| S6 LINEN CLOSET | D19 | 68 | 1' - 4" | 6' - 8" | 45 MIN |
| STORAGE DBL | D20 | 1 | 6' - 0" | 6' - 8" | |
| TYP EXT DOOR | D21 | 2 | 6' - 0" | 6' - 8" | |
| VESTIBULE | D22 | 2 | 6' - 0" | 8' - 0" | |

| Window Schedule | | | | | |
|---|---|---|---|---|---|
| Type Mark | Type | Mark | Width | Height | Count |
| A1 | A SUITE WINDOW | 1 | 6' - 0" | 4' - 5" | 148 |
| A2 | AMENITY/ OFFICE | 2 | 3' - 0" | 6' - 0" | 17 |
| A3 | EGRESS STAIR | 3 | 2' - 0" | 4' - 0" | 16 |

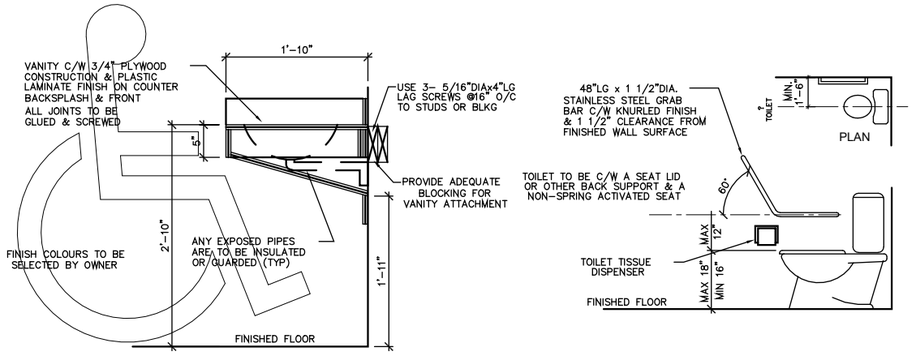


A TYP HANDICAPPED WR VANITY

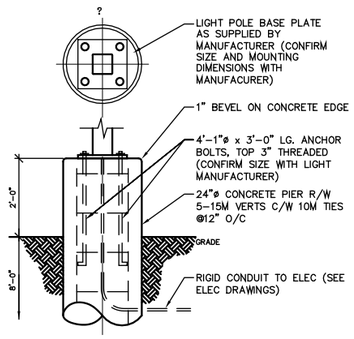


LIGHT POLE BASE

## TYPICAL DETAILS

3/4" = 1'-0"

# THE BRICK RESIDENCE

SINGLE-FAMILY HOUSE

ROCKY VIEW COUNTY, ALBERTA

**HAJIR HIDAJI**

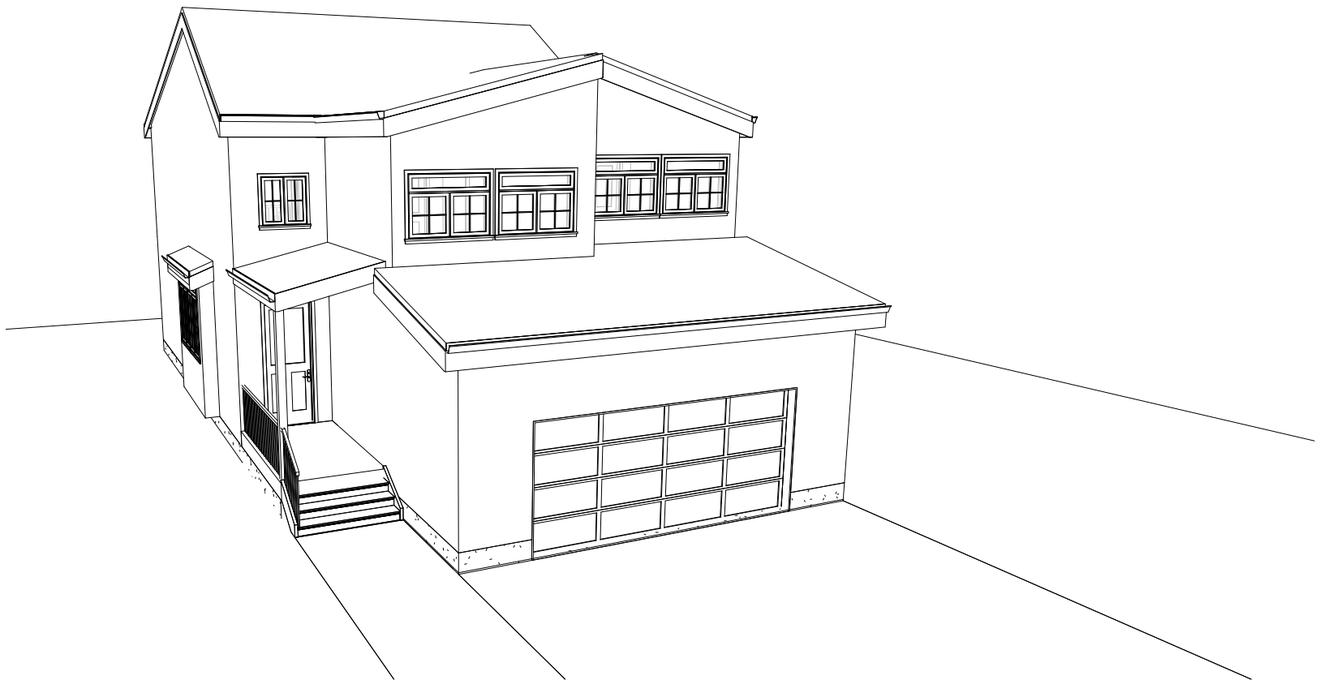

BUILDING EXTERIOR PERSPECTIVE

PROJECT TYPE
Single-Family Residential · Independent Practice Project

MY ROLE
Revit Modelling · Architectural Documentation · Visualization

SOFTWARE
Autodesk Revit

CREDIT
Original building design by others. Revit model, documentation, and visualizations by Hajir Hidaji.

THE BRICK RESIDENCE
SINGLE-FAMILY RESIDENCE
Alberta, Canada

PROJECT OVERVIEW
An independent Revit modeling and documentation study of an existing two-storey single-family residence with a basement and an attached garage. The work focuses on translating the original drawings into an architectural model and producing floor plans, elevations, sections, door and window schedules, a wall type schedule, and selected construction details.

**PROJECT CONTENTS**

15 PROJECT OVERVIEW
16 SITE LOCATION & CONTEXT
17 MAIN FLOOR PLAN & WALL TYPES
18 TOP OF FOOTING & UPPER FLOOR PLANS — DOOR & WINDOW SCHEDULES
19 BUILDING SECTIONS & CONSTRUCTION DETAILS
20 BUILDING ELEVATIONS

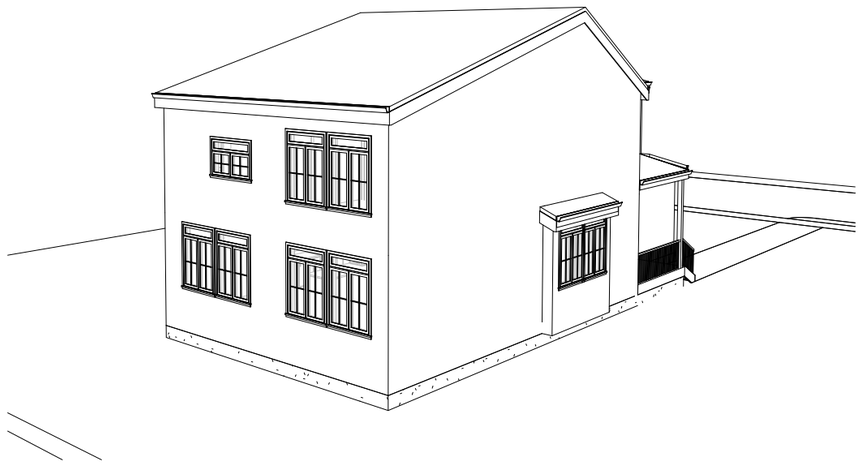

REAR EXTERIOR PERSPECTIVE

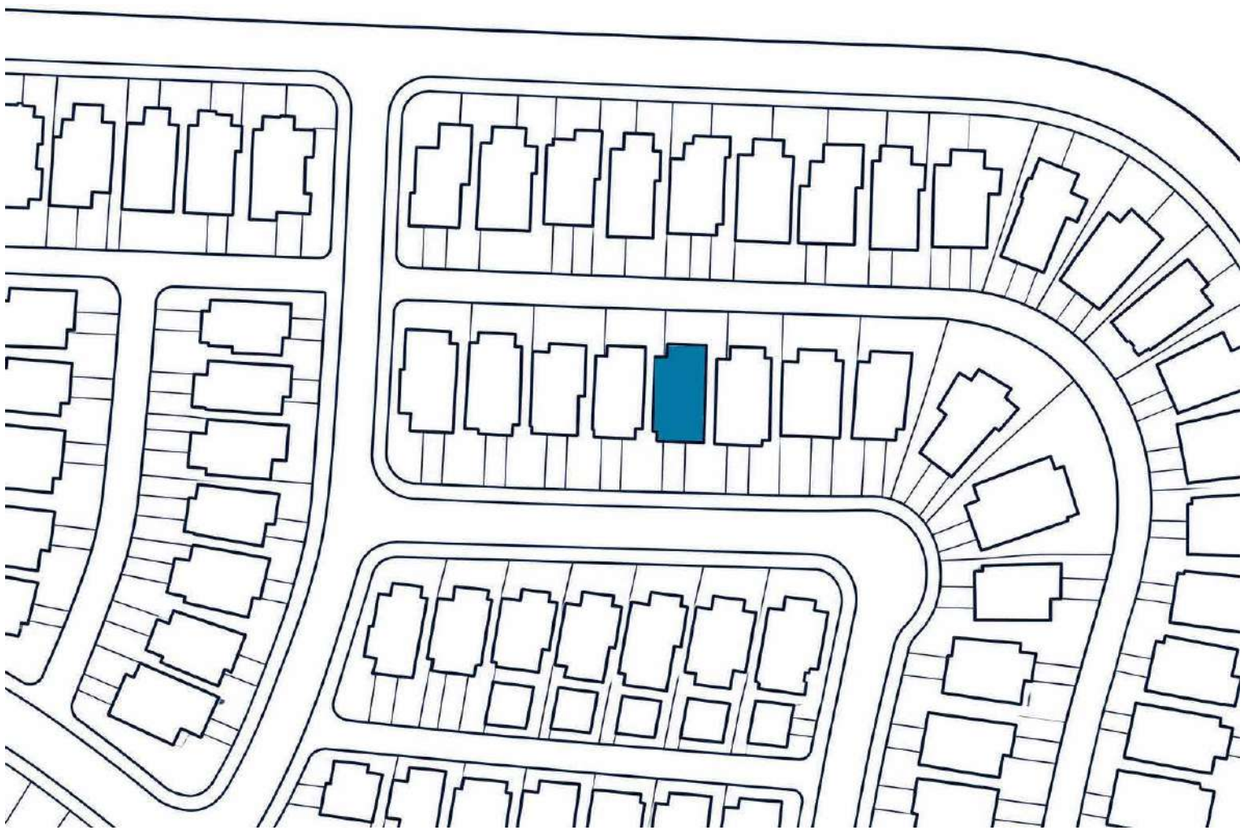

SITE LOCATION
LOCATION MAP — NOT TO SCALE

LOCATION
Rocky View County, Alberta, Canada.

VEHICULAR ACCESS
The front driveway connects the street to the attached garage.

MAIN ENTRANCE
The main entrance is positioned beside the garage and accessed by exterior steps.

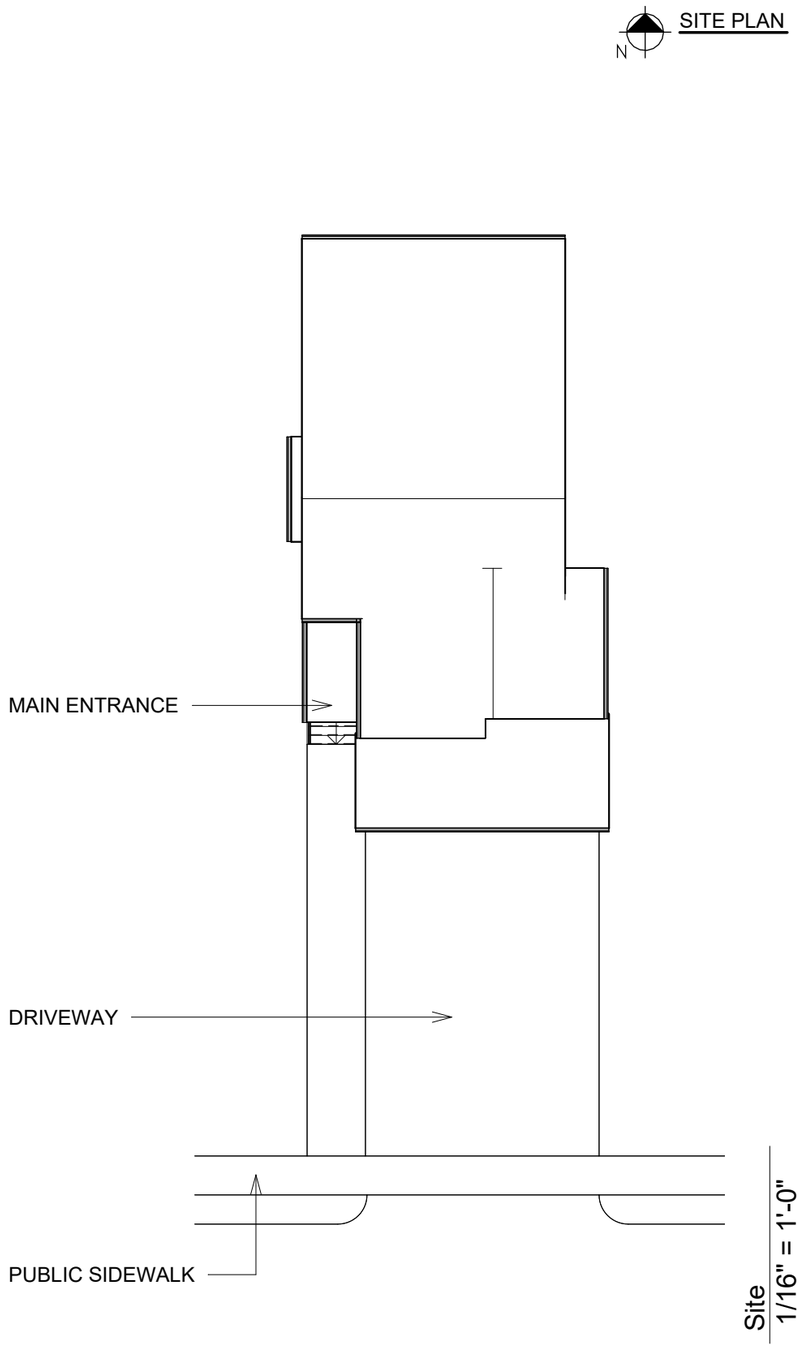


BUILDING FOOTPRINT & ACCESS

WALL CONST'N SCHEDULE

W1 — INSULATED EXTERIOR WALL FACING SIDE LOT LINE
EXTERIOR TO INTERIOR
FIBRE-CEMENT CLADDING
DRAINED CAVITY
WATER-RESISTIVE BARRIER (W.R.B.)
EXTERIOR GYPSUM SHEATHING
2x6 WOOD STUDS WITH MINERAL WOOL BATT INSULATION
VAPOUR RETARDER
5/8" TYPE 'X' G.W.B.
INTERIOR PAINT FINISH

W2 — INTERIOR PARTITION
ROOM TO ROOM
INTERIOR PAINT FINISH
1/2" G.W.B.
PLYWOOD BACKING AT FIXTURE LOCATIONS, WHERE REQUIRED
2x4 WOOD STUDS
1/2" G.W.B.
INTERIOR PAINT FINISH

W3 — TYPICAL EXTERIOR WALL
EXTERIOR TO INTERIOR
EXTERIOR CLADDING
DRAINED CAVITY
WATER-RESISTIVE BARRIER (W.R.B.)
OSB OR PLYWOOD SHEATHING
2x6 WOOD STUDS WITH BATT INSULATION
VAPOUR RETARDER
1/2" G.W.B.
INTERIOR PAINT FINISH

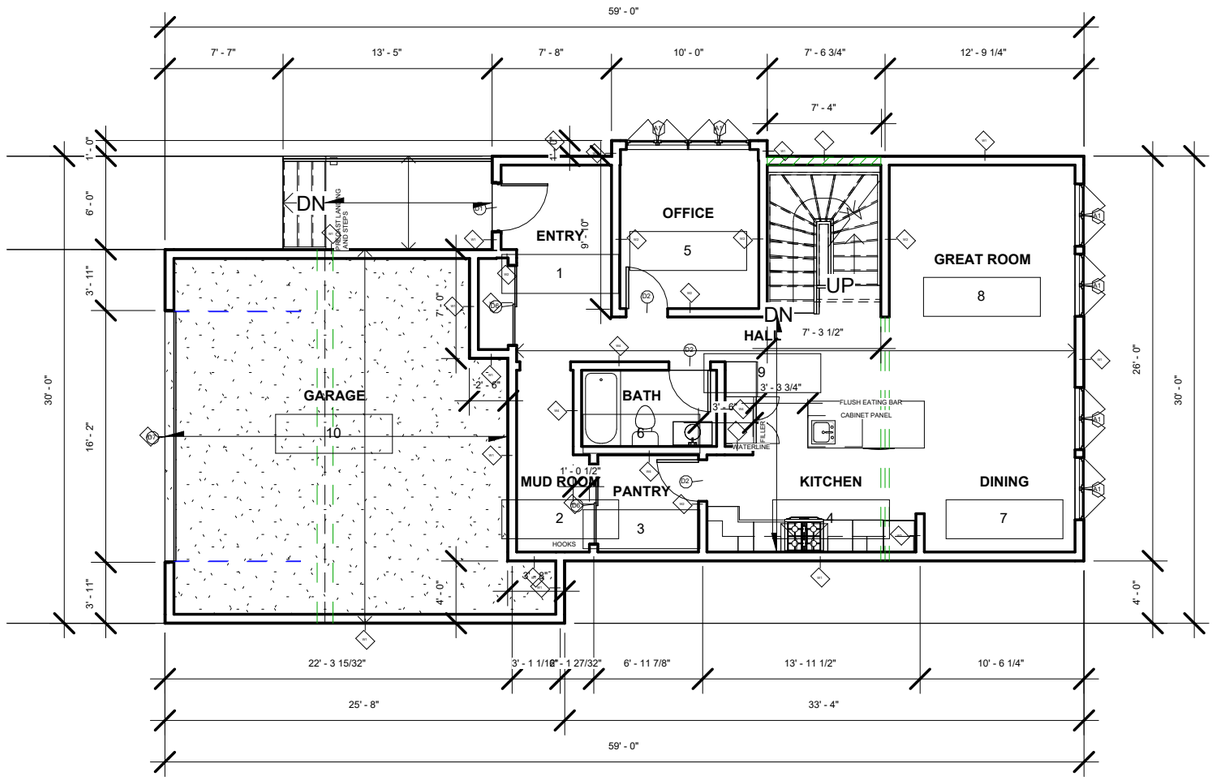


MAIN FLOOR
1" = 10'-0"

W4 — BATHROOM PARTITION
BATHROOM TO ADJACENT ROOM
CERAMIC TILE
TILE-SETTING MORTAR
WATERPROOFING MEMBRANE AT SHOWER
TILE BACKER BOARD
2x4 WOOD STUDS
1/2" G.W.B.
INTERIOR PAINT FINISH

W5 — GARAGE-TO-HOUSE WALL
GARAGE TO HOUSE
GARAGE-SIDE G.W.B.
WOOD STUDS WITH BATT INSULATION WHERE REQUIRED
HOUSE-SIDE G.W.B.
INTERIOR PAINT FINISH
CONTINUOUS SEALED AIR BARRIER PER DETAIL

W6 — EXTERIOR WALL AT BATHROOM
EXTERIOR TO BATHROOM
EXTERIOR CLADDING
DRAINED CAVITY
WATER-RESISTIVE BARRIER (W.R.B.)
OSB OR PLYWOOD SHEATHING
2x6 WOOD STUDS WITH BATT INSULATION
VAPOUR CONTROL LAYER PER ASSEMBLY DETAIL
TILE BACKER BOARD
WATERPROOFING MEMBRANE AT SHOWER
TILE-SETTING MORTAR
CERAMIC TILE FINISH

NOTE: TYPICAL ASSEMBLIES FOR REVIT MODELLING STUDY.
VERIFY EXISTING MATERIALS AND THICKNESSES AGAINST
THE ORIGINAL DRAWINGS.

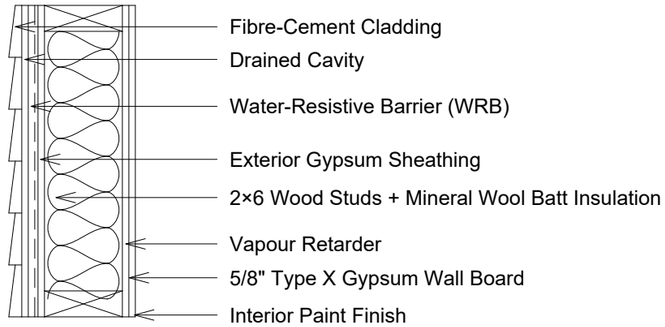


W1
1" = 1'-0"

| Door Schedule | | | | |
|---|---|---|---|---|
| Type Mark | Type | Count | Height | Width |
| D1 | 36" x 96" | 1 | 8' - 0" | 3' - 0" |
| D2 | 32" x 84" | 12 | 7' - 0" | 2' - 8" |
| D3 | 72" x 84" | 1 | 7' - 0" | 6' - 0" |
| D4 | 48" x 80" | 1 | 6' - 8" | 4' - 0" |
| D5 | 30" x 80" | 2 | 6' - 8" | 2' - 6" |
| D6 | 60" x 80" | 2 | 6' - 8" | 5' - 0" |
| D7 | 192" x 84" | 1 | 7' - 0" | 16' - 0" |

| Window Schedule | | | |
|---|---|---|---|
| Type Mark | Count | Height | Width |
| A1 | 8 | 5' - 5" | 4' - 0" |
| A2 | 1 | 3' - 0" | 2' - 10" |
| A3 | 4 | 3' - 5" | 4' - 9" |
| A4 | 1 | 3' - 0" | 4' - 9" |

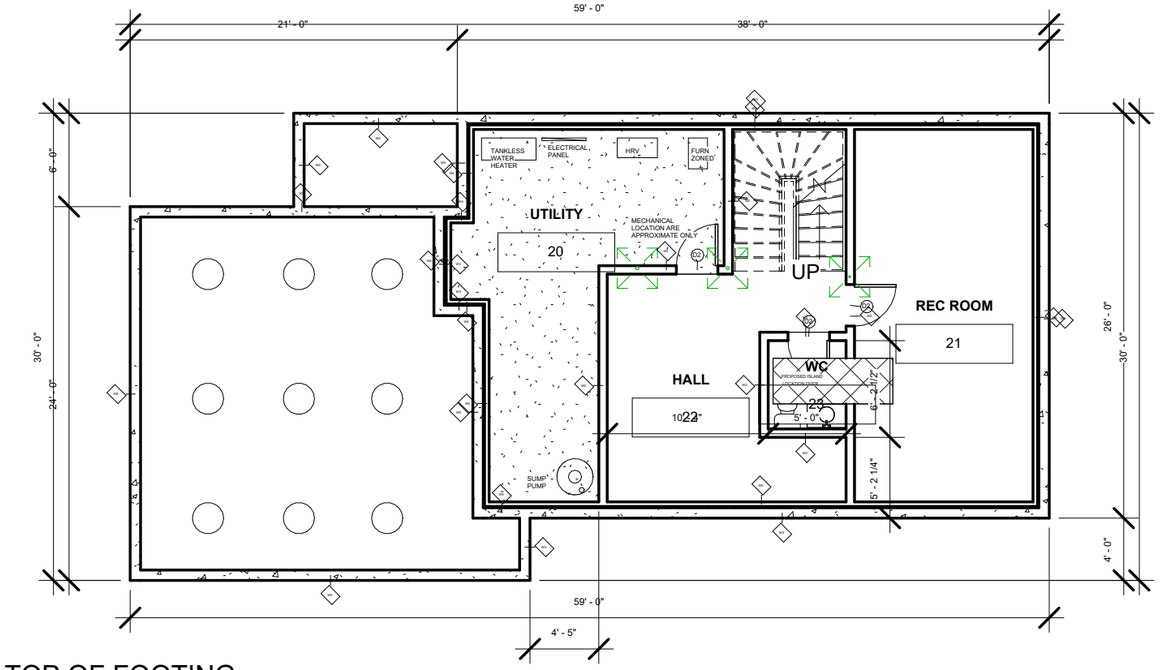


TOP OF FOOTING
1" = 10'-0"

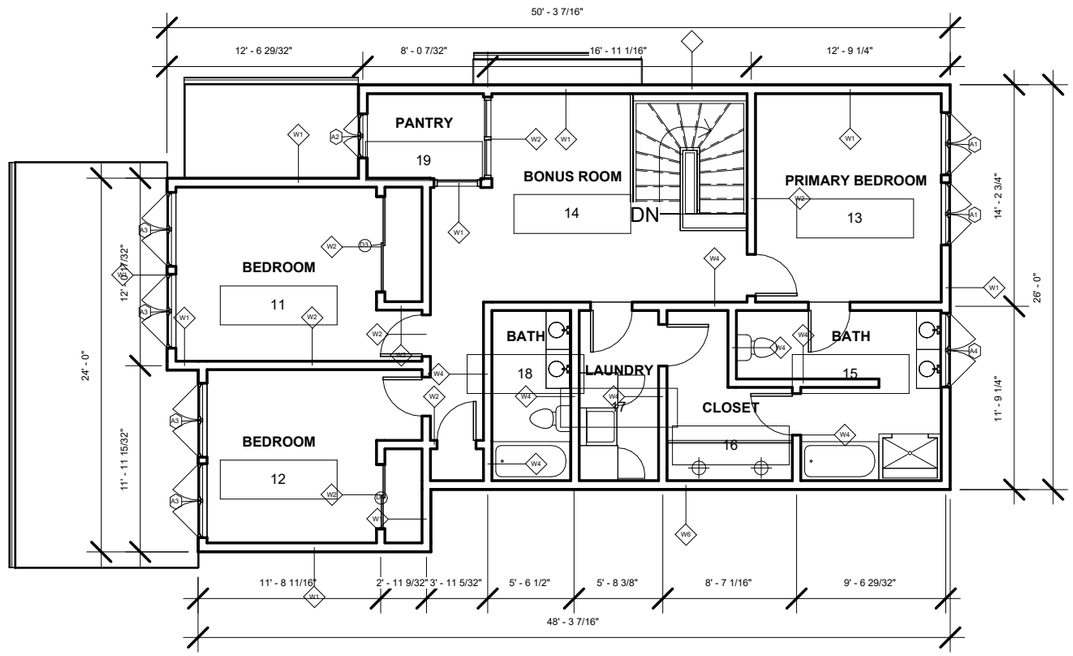


UPPER FLOOR
1" = 10'-0"

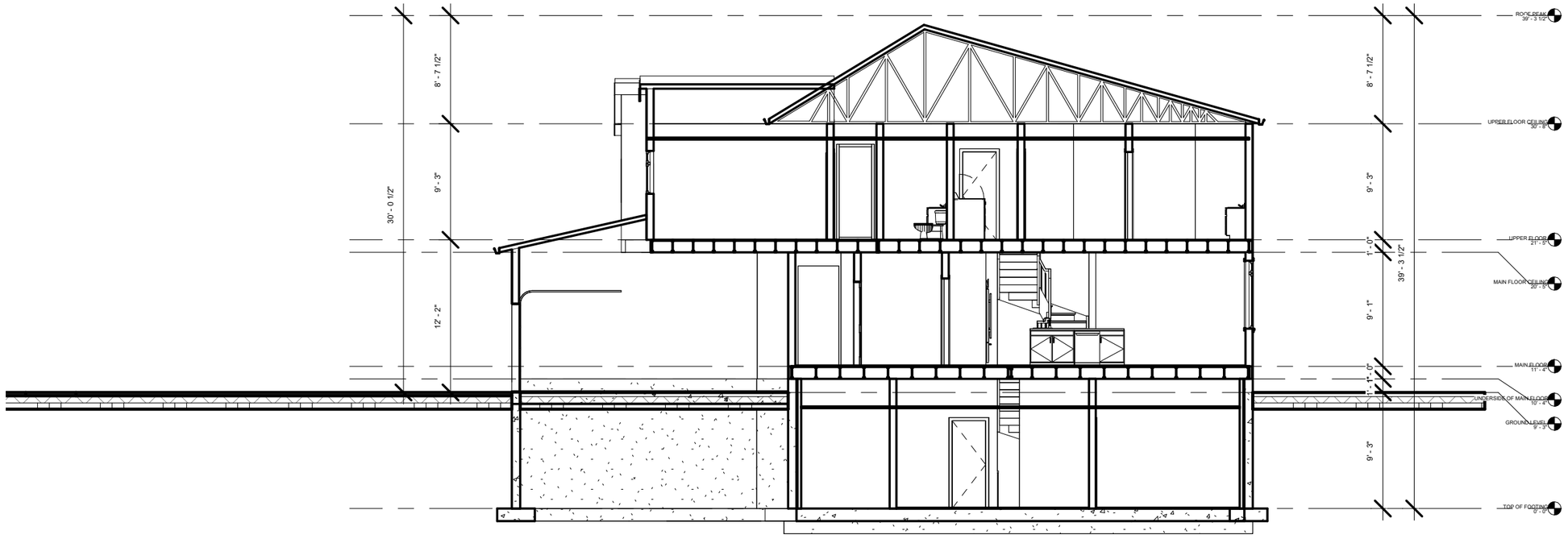


Section 1
1" = 10'-0"

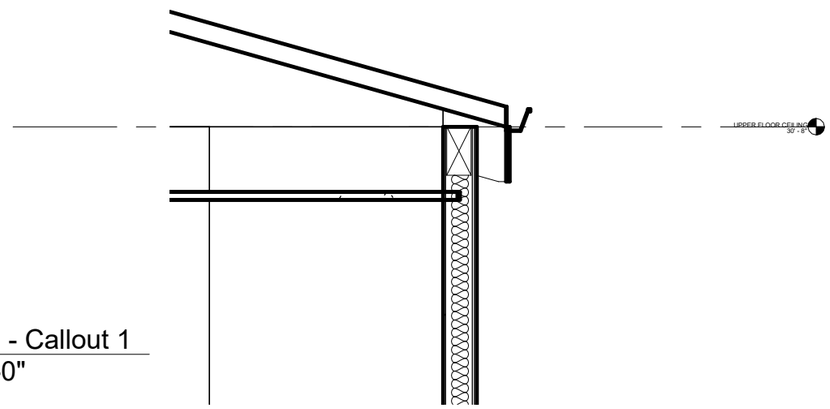


Section 1 - Callout 1
3/8" = 1'-0"

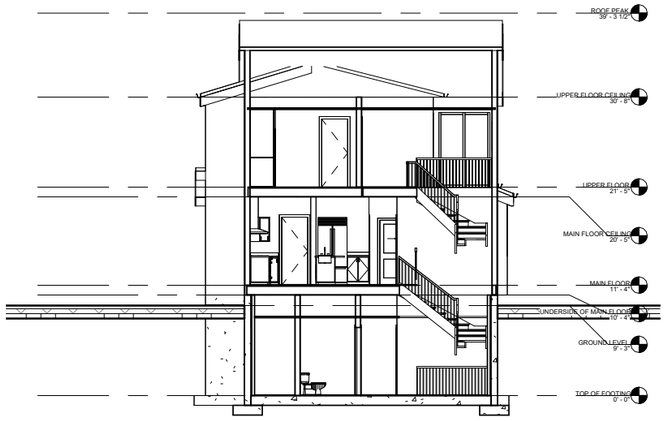


Section 2
1/16" = 1'-0"




East ELEVATION
1/16" = 1'-0"

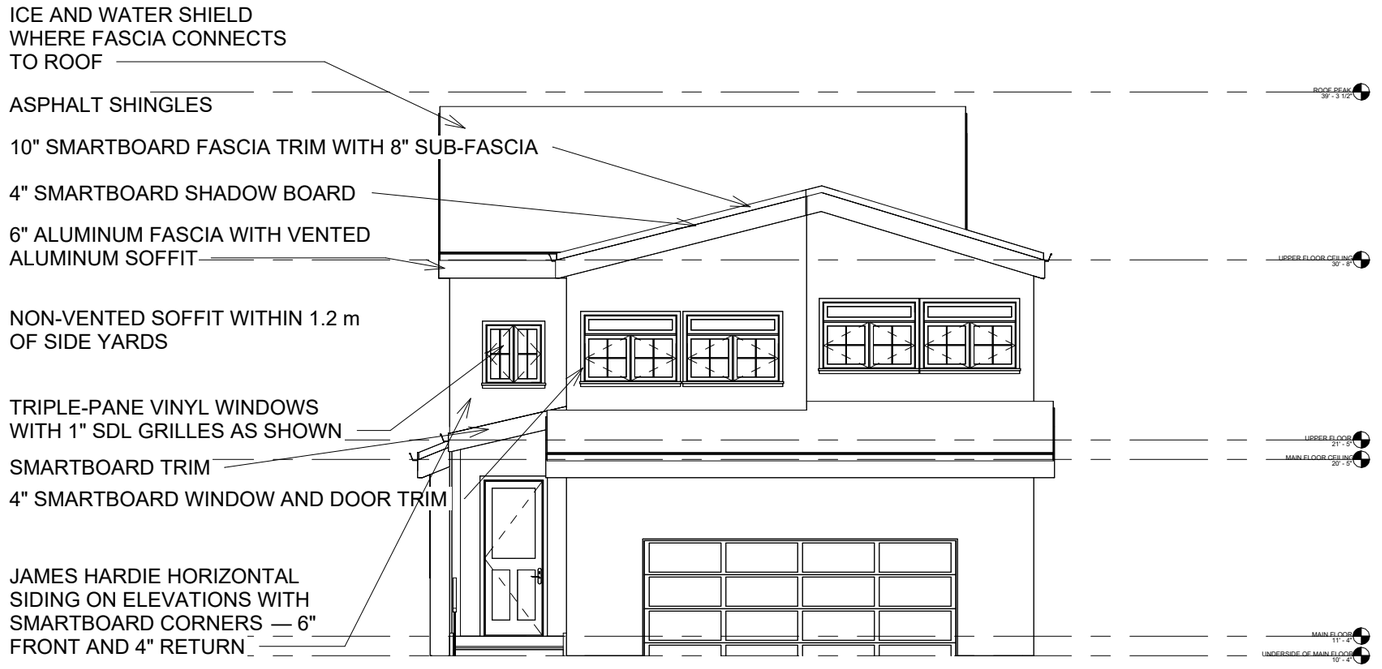


West ELEVATION
1/8" = 1'-0"

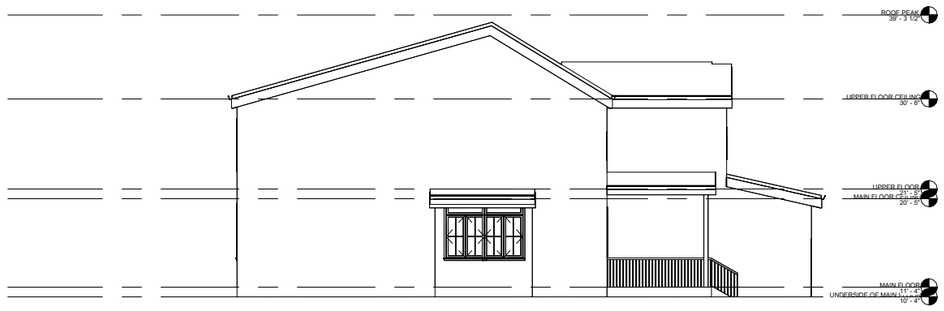


North ELEVATION
1/16" = 1'-0"

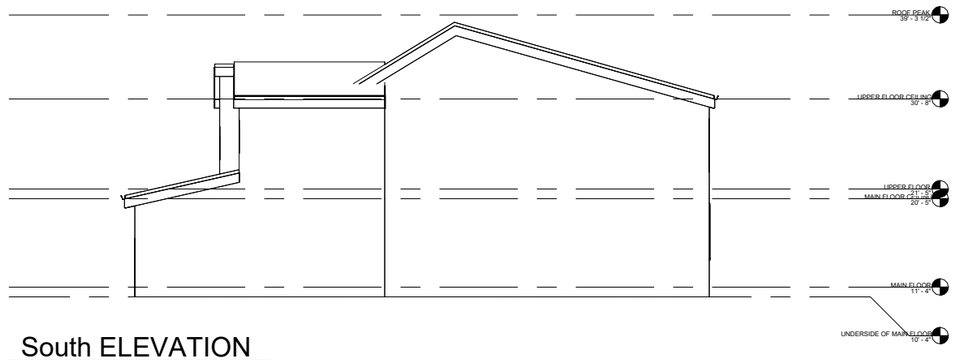


South ELEVATION
1/16" = 1'-0"

# TWIN HOUSES

TWO DETACHED HOUSES

SARI

**HAJIR HIDAJI**



# TWIN HOUSES

**SHEET DRAWING TITLE**

**01 Project Overview & Sheet Index**
**02 Site Plan, Site Analysis & Design Process**

**03 Floor Plans & Schedules (Doors, Windows & Walls)**

**04 Elevations**
**05 Sections, Wall Details & Roof Connections**

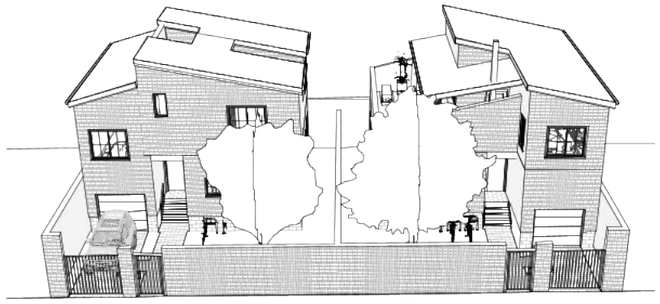

ELEVATION

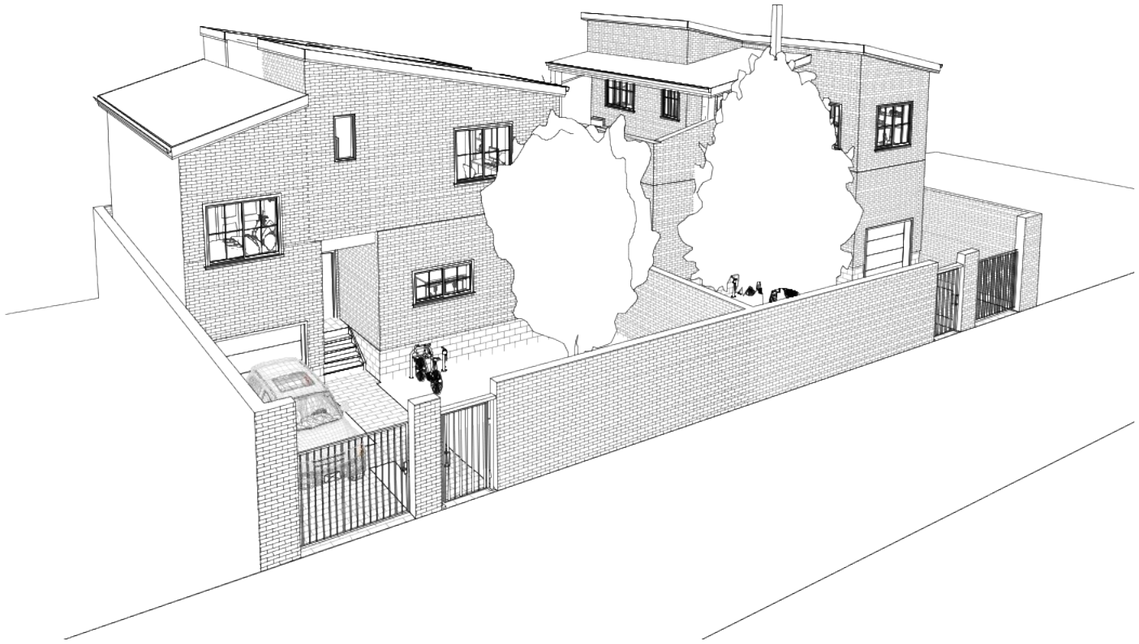

ELEVATION SE

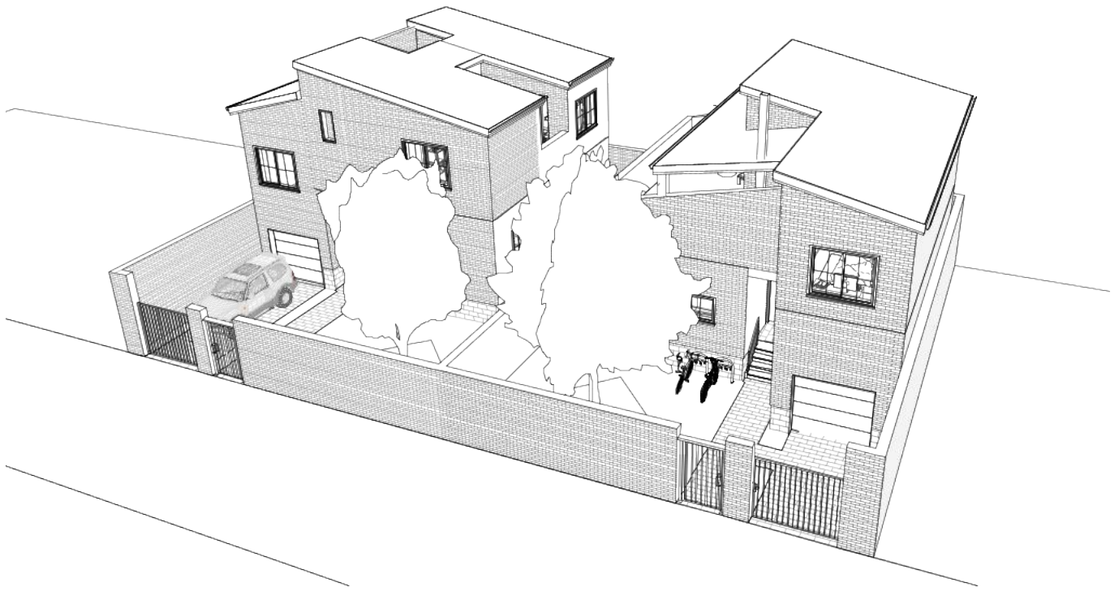

ELEVATION NE

TWIN HOUSES

Sari, Mazandaran | Redesign: 2026

Originally designed as a single residence, the project was paused amid conflict and economic difficulties. In response to rising land prices, it was redesigned during construction as two detached houses to make more efficient use of the 490 m² site.

The houses share a similar residential program while differing in layout and floor area. Each includes three bedrooms, one with an en-suite bathroom, a laundry room, one parking space, a private yard, and independent pedestrian and vehicle access. The development accommodates owner occupation, sale, or rental.

PROJECT DATA
Site Area: 490 m²
House A: 192 m²
House B: 179 m²
Total Enclosed Floor Area: 371 m², including parking
Parking: Two spaces — one per house
Status: Construction on hold; revised design requires a new permit
Designer: Hajir Hidaji

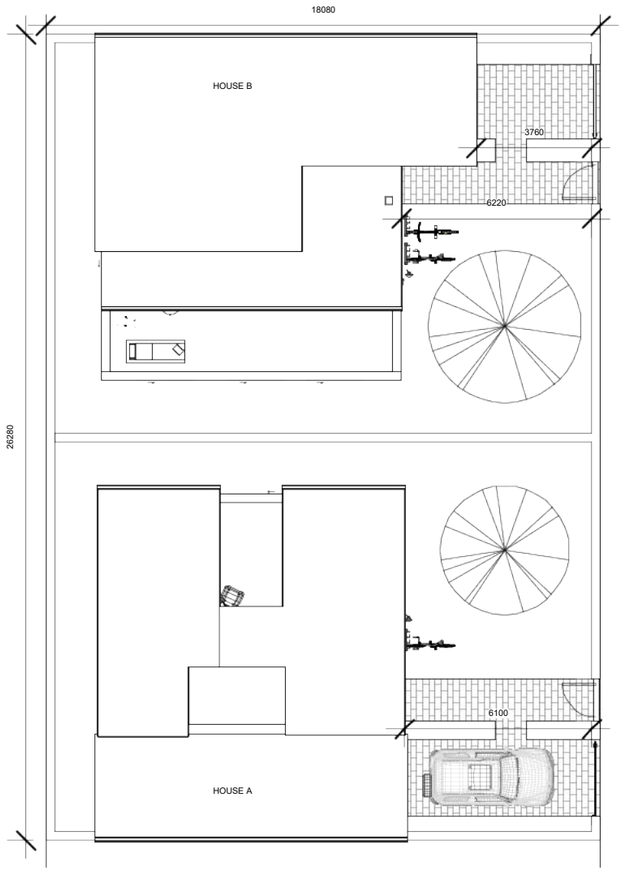


Site

1 : 200

SITE INFORMATION

The 490 m² site is divided equally between two independent houses, with 245 m² allocated to each. Each house has its own private yard, pedestrian entrance, vehicle access, and one parking space.

HOUSE A
Allocated Site Area: 245 m²
Total Floor Area, Including Parking: 192 m²

HOUSE B
Allocated Site Area: 245 m²
Total Floor Area, Including Parking: 179 m²

TOTAL
Site Area: 490 m²
Total Floor Area, Including Parking: 371 m²

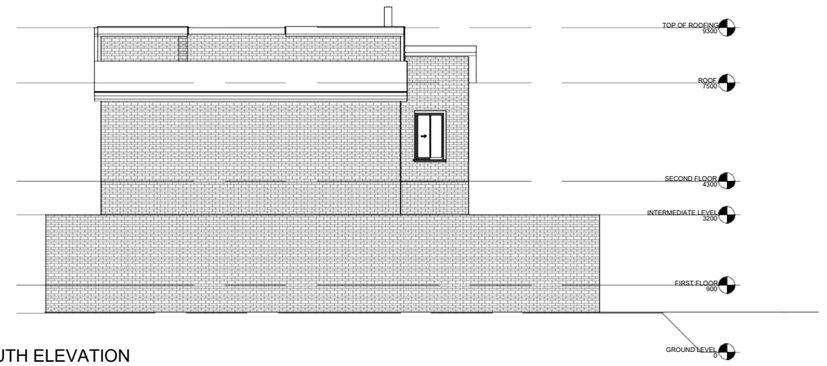


SOUTH ELEVATION

1 : 200

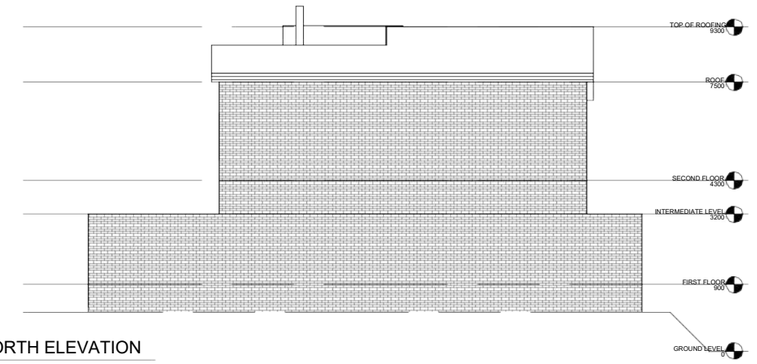


NORTH ELEVATION

1 : 200

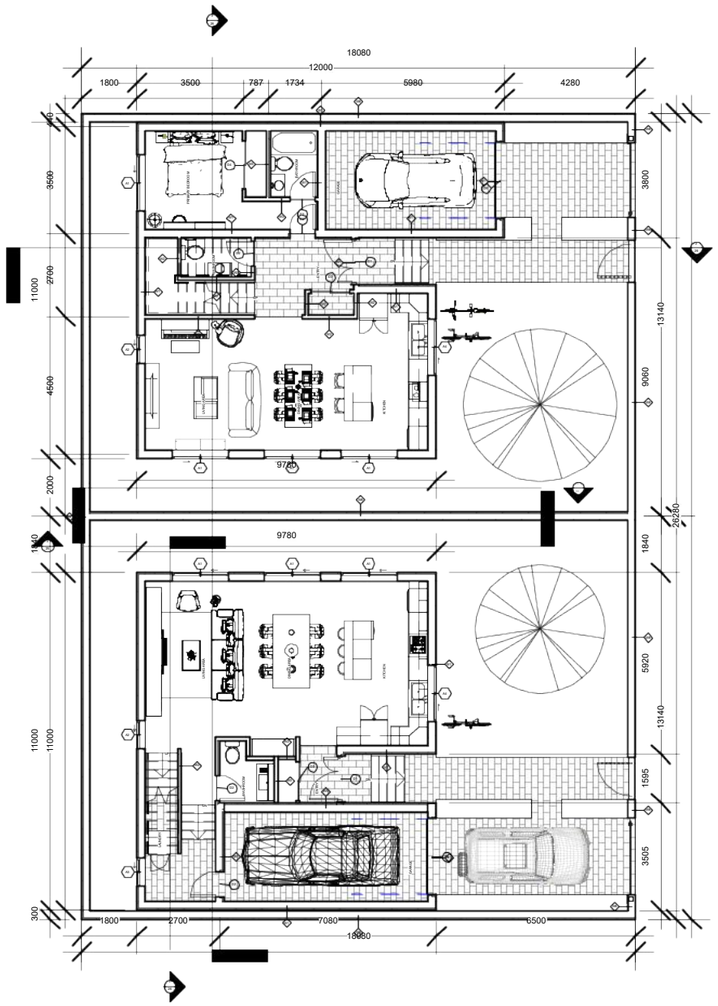


FIRST FLOOR

1 : 200

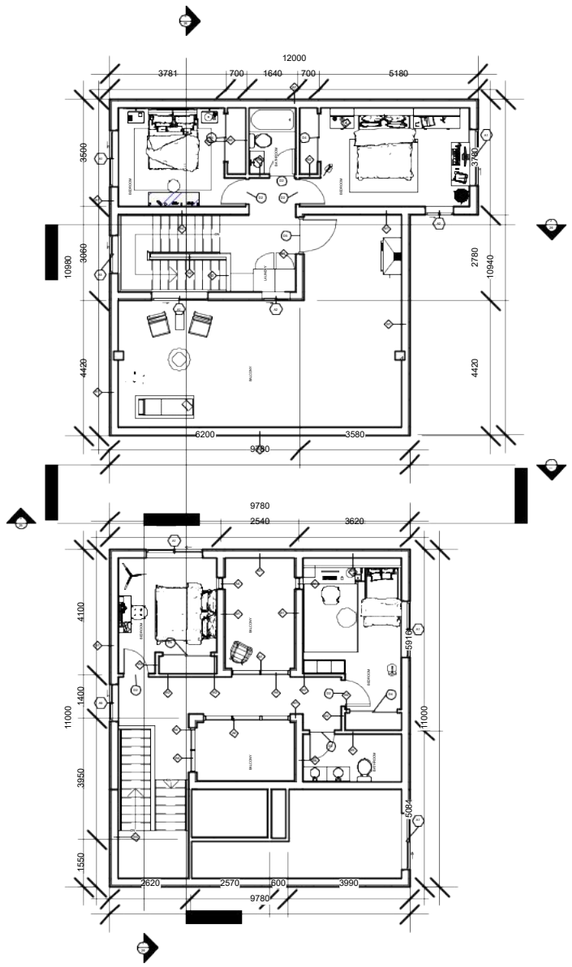


SECOND FLOOR

1 : 200

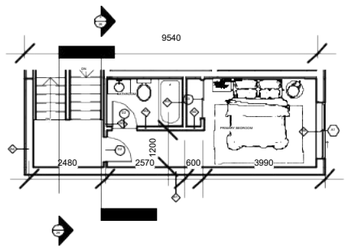


INTERMEDIATE LEVEL

1 : 200

| Door Schedule | | | | |
|---|---|---|---|---|
| Type Mark | Count | Height | Width | Thickness |
| D1 | 2 | 2032 | 1372 | 44 |
| D2 | 13 | 2134 | 813 | 51 |
| D3 | 3 | 2032 | 1219 | 35 |
| D4 | 5 | 2032 | 1524 | 35 |
| D5 | 1 | 2032 | 1067 | 44 |
| D6 | 2 | 2134 | 2438 | 38 |

| Window Schedule | | | |
|---|---|---|---|
| Type Mark | Count | Height | Width |
| 13 | 1 | 1220 | 610 |
| A1 | 13 | 1524 | 1829 |
| A2 | 4 | 1524 | 914 |
| A3 | 1 | 1067 | 914 |
| A4 | 2 | 914 | 1829 |
| A5 | 2 | 1524 | 1219 |

A6 — CURTAIN WALL GLAZING

TYPE TOTAL (mm) LAYERS IN MODEL ORDER (mm)

W1 280 Brick 30 / Screed 30 / Block 200 / GWB 20
W2 120 GWB 20 / Block 80 / GWB 20
W3 140 GWB 20 / Block 80 / GWB 20 / Quarry tile 20
W4 280 Brick 30 / Screed 30 / Block 200 / GWB 20
W5 310 Brick 30 / Screed 30 / Block 200 / GWB 20 / Brick 30
W6 280 Brick 30 / Screed 30 / Block 200 / Quarry tile 20
W7 270 Quarry tile 20 / Screed 30 / Block 200 / GWB 20
W8 280 Brick 30 / Screed 30 / Block 200 / Brick 2

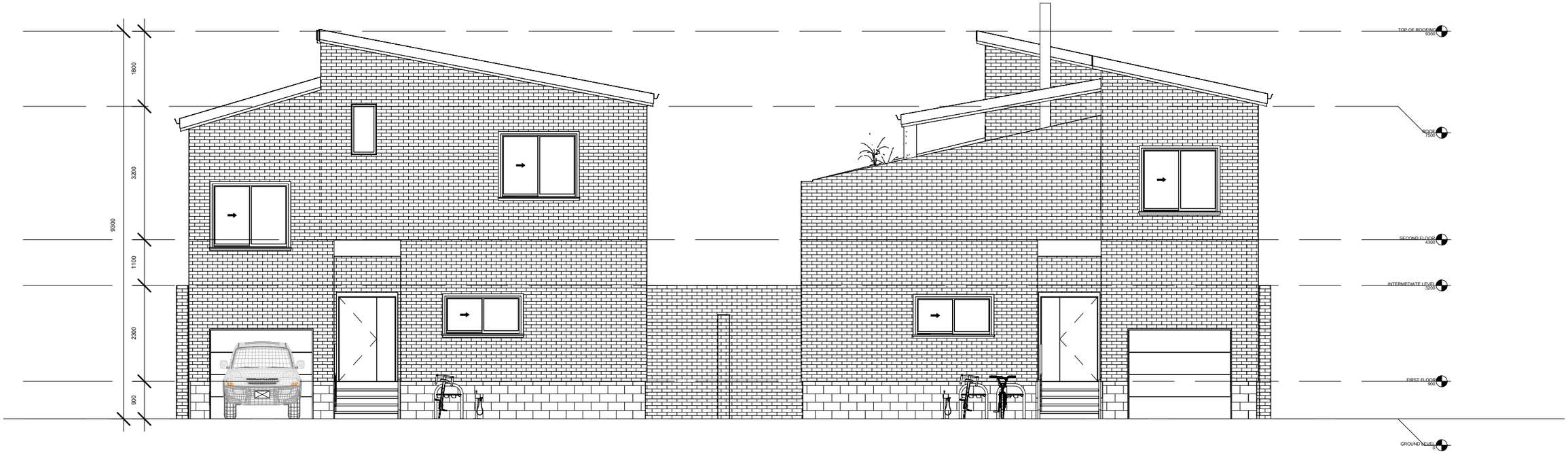


HOUSE A HOUSE B

EAST ELEVATION

1 : 100

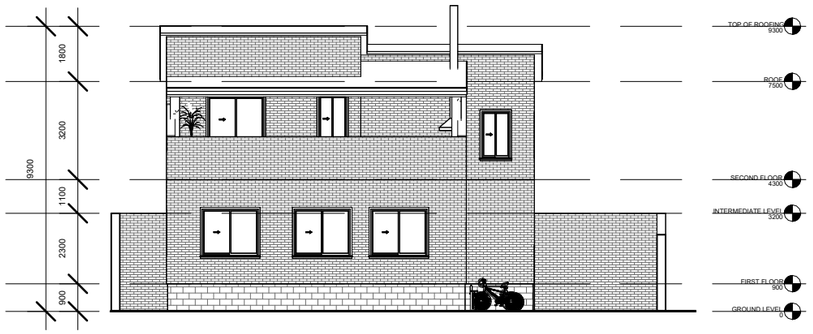


NORTH HOUSE B HOUSE B

1 : 200

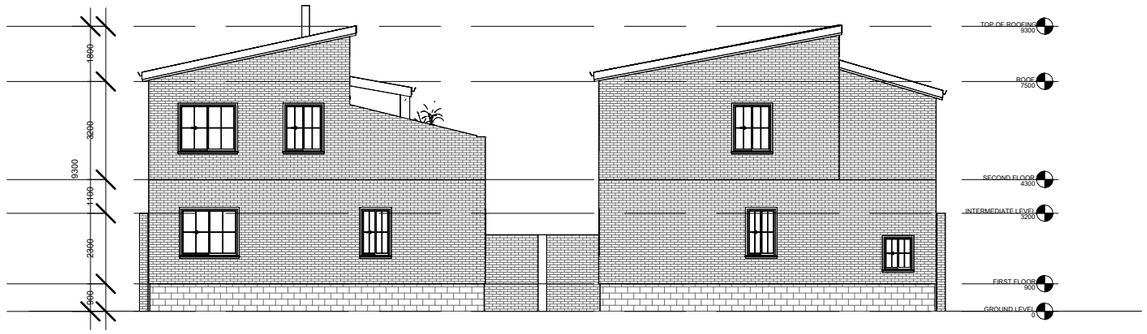


WEST ELEVATION HOUSE B HOUSE A

1 : 200

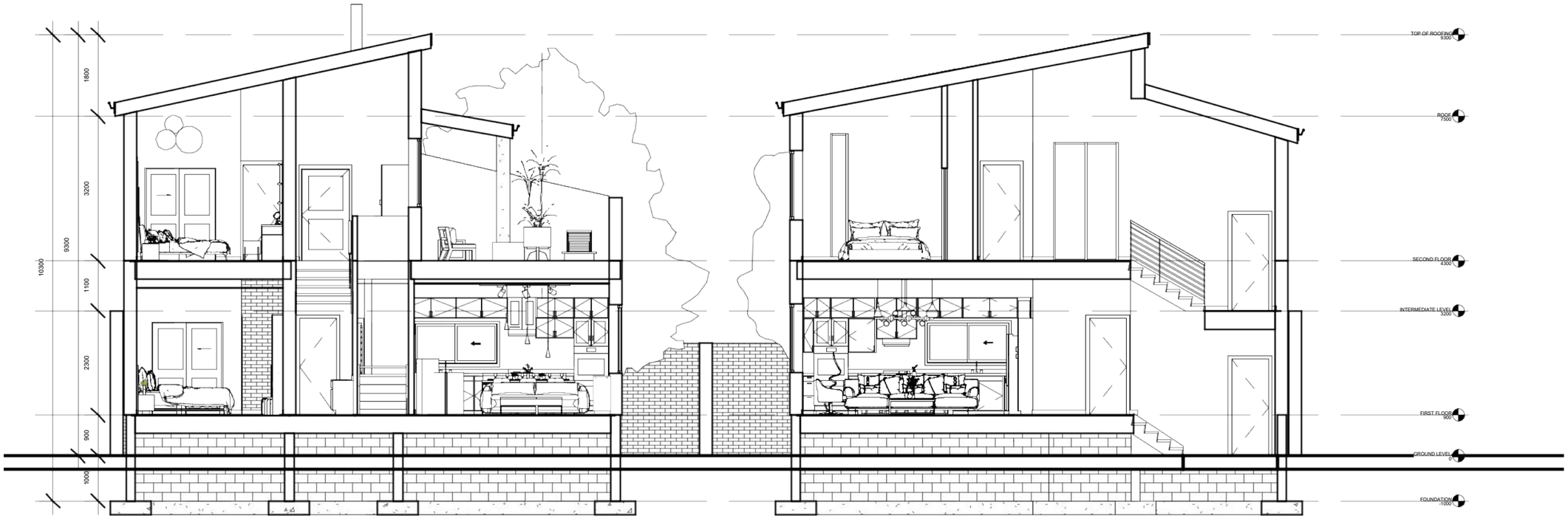


HOUSE A HOUSE B

UNIT SECTION

1 : 100

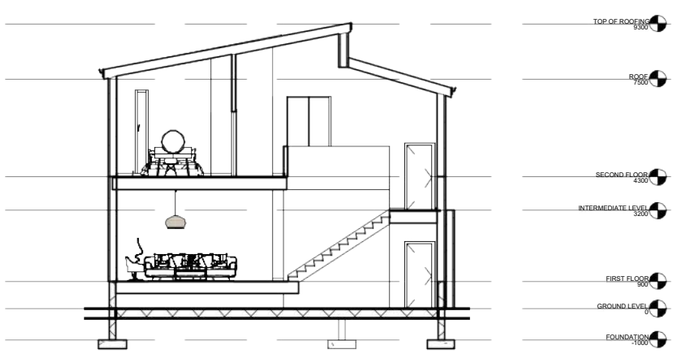


UNIT A SECTION

1 : 200

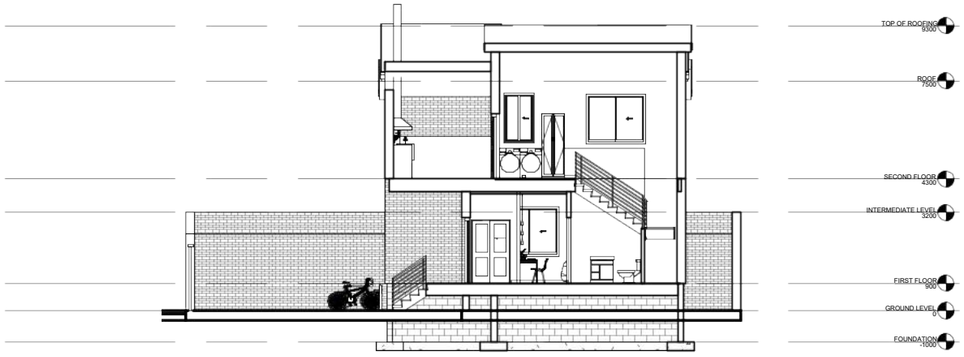


UNIT B SECTION

1 : 200

# LET'S CONNECT


**HAJIR HIDAJI**

Calgary, Canada

hajirhidaji@gmail.com

368-992-4231

hajir.design

linkedin.com/in/hajir-hidaji


---

Earlier portfolio available on request.

Revit: full project modelling · sheet setup · schedules · wall types · detailing